2011 Annual Report

TOWN OF KENSINGTON, NH
INCORPORATED 1737

www.town.kensington.nh.us

Annual Report Dedication

Wayne Sheehan

The Town of Kensington has been fortunate to have Wayne Sheehan as our Police Chief from February 2003 to October 2011. His leadership, organization and dedication to the residents of Kensington will always be appreciated and admired by the Board of Selectmen. During his tenure, the Chief assembled an outstanding police force to protect and serve the Town of Kensington.

With gratitude, the Town of Kensington offers Chief Sheehan best wishes on his retirement. Thank you for your loyalty and service to our Town.

Table of Contents

Annual Report Dedication.	2
Table of Contents	3-5
Selectmen's Letter	6

Town Information

Town Officials	7-8
Meetings & Holidays	9
Town Hall Hours & Contact Information	10
Basic Zoning Information & Ordinances	11-12
Trash/Recycling, Dog Licenses & Junk Car Information	13

Town Meeting

2012 Town Warrant	14-25
2012 Proposed Budget	26-31
2012 Deliberative Session Minutes	32-39
2011 Official Ballot and Warrant	40-45
Budget Comparison 2009-2011	46

Town Financial Reports

Income Report	47-49
Payments for Elections, Abatements and Payroll	50-51
Town Expenses	52-56
Vendor Payments	57-59
Kimball Farm Bond Schedule	60
Social Service Appropriations	61
Recreation Revolver Account	62-63
Rec. Revoler Cumulative Totals	64
Rec. Revolver Vendor Payments	65-66
Rec. Revolver General Park Report	67
Rec. Revolver Softball Report	68
Rec. Revolver Summer Camp Report	69
Rec. Revolver Ski Report	70
Rec. Revolver Fireworks Report	71
Rec. Revolver Rec. Events Report	72
Rec. Revolver Concession Stand Report	73
Rec. Revolver Park & Concession Report	74

Table of Contents Cont.

Ambulance Fund Report	75
Ambulance Fund Balance Sheet	76
Comstar Ambulance Billing Report	77-78
Police Special Detail Account	79-81
Trustee of the Trust Funds Report	82-86
Tax Rate Calculation	87

Department Reports

Tax Collector's Report	88
Summary of Tax Lien Report	89
Town Clerk's Report	90
Birth Vital Statistics Report	91
Marriage Vital Statistics Report	92
Death Vital Statistics Report	93
Police Department Report	94
Police Department Statistics	95
Fire Department Report	96
Fire Warden & Forest Ranger Report	97
Fire Warden Statistics	98
Road Manager Report	99
Assessing Clerk Report	100
Town Property Listing	101
Avitar Assessing Report	102
Cemetery Trustees Report	103-104
Conservation Commission Report	105
Historical Society Report	106
Recreation Department Report	107
Southeast Regional Refuse District Report	108
Planning Board Report	109
Councilor Sununu Report	110
Kensington Public Library Report	111
Library Statistics	112
Treasurer's Report	113-114
Rockingham Planning Commission Report	115-126

Table of Contents Cont.

Kensington Elementary School Reports

Annual Report - Officers	127
2012 Warrant	128
2012 Proposed Budget	129-135
2012 Default Budget	136-138
2011 Deliberative Session	139-141
2011 Expenditures	142-143
School Superintendent Report	144
2011 Treasurer's Report	145
2012 Revenue Projection Report	146
Special Education Report	147
Principal Letter	148
Contracts	149
Ten Year Enrollment Statistics	150
Enrollment Report	151

Exeter Region Cooperative School District Reports

2012 Warrant	152-156
2012 Proposed Budget	157
2012 Default Budget	158-160
2011 Exeter High School Graduates	161
2010 Auditor's Report	162-193
A look back at 2011 - Special Events	194-195

Selectmen's Letter

State of New Hampshire
Town of Kensington
95 Amesbury Road
Kensington, NH 03833

To the Residents of Kensington,

The Board of Selectman continued their focus on tightening the belts and working out a budget that met the needs of the town and stayed fiscally responsible. The proposed budget for 2012, like the two years before, is lower than the default. Much of the credit goes to all the town departments for continuing to operate as lean as they can and always looking for ways to save. At the tax rate setting, the Board chose to use the unreserved fund balance once again to keep the tax rate flat to offset rising costs for our total tax commitment for the town, schools and county. For 2012, all town departments and the Board of Selectmen will be challenged to look for more ways to be efficient and keep the town expenses as low as possible.

The Town Hall was once again one of the main issues for the Board of Selectman. Multiple follow up tests were performed by a second testing company and results were evaluated this past year. Given the age of the building and how the basement was constructed it became apparent that there were still water issues that lead to mold. A building committee was formed. They met several times reviewing the status of the recent tests, the current state of the building and air system. Recommendations provided to the Board included having an architect review the space to develop plans for options within the space that will ensure a safe and efficient work space for the town offices and police department. Once these proposals are complete we will develop a strategy for determining which is best for the town. Until then the PD and town offices will remain in the temporary trailers.

With the retirement of Chief Sheehan, the Board was busy at the end of 2011 and into 2012 finding his replacement. A committee was formed comprising of the Board of Selectmen, local resident Al Brandano, Chief Sheehan, Captain O'Sullivan as well as our new prosecutor, Londonderry Police Chief, Bill Hart. We worked up a set of criteria and advertised both locally and nationally for candidates. The committee then began reviewing the nearly 50 resumes received from as far away as Alaska toward the end of 2011. The committee members have been a tremendous help in putting together questionnaires, assisting with interviews and providing feedback that will allow the Board to make a sound choice for our new police chief. The Board hopes to have a decision on a candidate by March.

The Board would like to thank all the town officials and employees for their continued dedication and hard work. Many thanks also go out to all the residents that volunteer their time and efforts to the town of Kensington. It is this dedication and volunteer spirit that preserves the charm and character of the town and makes Kensington a great community.

Regards,

Russell Perry, Chair
Stefanie Johnstone
Kevin Rosencrantz

Town Officials

ANIMAL CONTROL
Juli Noyes

BOARD OF FIRE ENGINEERS
Alfred Felch
Fire Chief
Board of Selectmen

BOARD OF HEALTH
Karl Singer, MD
Board of Selectmen

BOARD OF SELECTMEN
Russell Perry ..... Exp. 3/12
Stefanie Johnstone ..... Exp. 3/13
Kevin Rosencrantz ..... Exp. 3/14

BOUNDARY WALKER
VACANT

BUILDING INSPECTOR
Bill Grant.....Exp. 4/12

BUILDING SAFETY COMMITTEE
Steve Arthur
Dave Buxton
Charles LeBlanc
Russell Perry
Janet Szarmach

CEMETERY TRUSTEES .....
Carlton Rezendes ..... Exp. 3/12
Richard Bates..... Exp. 3/13
Joan Webber ..... Exp. 4/14

CONSERVATION COMMISSION
Rob Garneau..... Exp. 4/12
Joan Skewes ..... Exp. 4/12
Heather Douglas..... Exp. 4/13
Sydnee Goddard, Chair..... Exp. 4/14
Robert Gustafson..... Exp. 4/14

ELECTRICAL INSPECTOR
Jim Boyd.....Exp. 10/14

EMERGENCY MANAGEMENT
Mark Pride

FIRE CHIEF
Charles J. LeBlanc

FIRE WARDEN
Charles J. LeBlanc

GRANGE HALL COMMITTEE
Carl Rezendes ..... Exp. 3/12
Nancy Roffman, Appointed ... Exp. 3/14
Joan Webber ..... Exp. 4/14

HIGHWAY SAFETY
Board of Selectmen
School Board Chairman
Chief of Police

LIBRARY TRUSTEES
James Webber..... Exp. 3/12
John Herney ..... Exp. 3/13
Heather Ritter..... Exp. 3/14

MODERATOR
Harold Bragg..... Exp. 4/13

PLANNING BOARD
Robert Solomon ..... Exp. 4/12
Jim Thompson, Alt. ..... Exp. 4/12
Theresa Wojcukiewicz ..... Exp. 4/12
Kate Mignone, Chair ..... Exp. 4/13
Joan Whitney..... Exp. 4/13
Steve Wilson, Alt. ..... Exp. 4/13
Peter Merrill ..... Exp. 4/14
Glen Ritter ..... Exp. 4/14
Michael Schwotzer ..... Exp. 4/14
Stefanie Johnstone .....Selectmen's Rep.

Town Officials cont.

POLICE DEPARTMENT
Scott Cain, Officer
Dustin George, Officer
Dennis Gorski, Detective
David Hersey, Officer
Scott Sanders, Officer
Joshua Wrobleski, Officer
Eric Young, Officer

RECREATION COMMISSION
Leslie DelSesto..... Exp. 4/12
Donna Carter ..... Exp. 4/13
Jodi Lefebvre ..... Exp. 4/13
Heather Ritter..... Exp. 4/13
Dawn Perry ..... Exp. 4/14

ROAD MANAGER
David Buxton

ROCKINGHAM PLANNING COMMISSION REP.
Joan Whitney..... Exp. 4/14

SAWYER/ KENSINGTON TRUST TRUSTEES
Donna Carter ..... Exp. 10/12
Bruce Cilley..... Exp. 10/12
Keith Palmer ..... Exp. 10/12
Michael DelSesto..... Exp. 10/13
Russell Perry ..... Exp. 10/13

SEPTIC SYSTEM INSPECTORS
Rockingham County Conservation Dist.

SOUTHEAST REGIONAL SOLID WASTE REP.
Alfred Felch
Alan Tuthill

SUPERVISOR OF CHECKLIST
Mary Jane Solomon..... Exp. 3/13
Harriette Willoughby ..... Exp. 3/14
Donna Carter ..... Exp. 3/16

TAX COLLECTOR
Carlene Wiggin ..... Exp. 3/12
Jessica Dostie, Deputy

TOWN AUDITORS
Vachon, Clukay & Co.

TOWN CLERK
Jessica Dostie..... Exp. 3/12
Dawn Frost, Deputy

TOWN ENGINEER
Beals Associates

TREASURER
Sara Belisle ..... Exp. 3/12

TRUSTEES OF TRUST FUNDS
Ann Smith..... Exp. 3/12
Carleton Rezendes..... Exp. 3/13
Jim Webber ..... Exp. 3/14

ZONING BOARD OF ADJUSTMENT
John Andreasse ..... Exp. 4/12
Joan Skewes..... Exp. 4/12
Elliott Fixler, Alt..... Exp. 4/13
Eric Peterson..... Exp. 4/14
Michael Schwotzer, Alt. ..... Exp. 4/14

Meetings & Holidays

(Note: Meetings may be rescheduled due to holidays and inclement weather)

*NOTE LOCATION MAY CHANGE FOR TOWN MEETINGS DUE TO ISSUES AT THE TOWN HALL.

Any changes to Town meeting days or times will be posted on our website in the Latest News section. Check the school websites for their latest schedules.

SELECTMEN	meet the 1st & 3rd Mondays, monthly, at the Town Hall, 7:30 pm.
PLANNING BOARD	meets the 3rd Tuesday, monthly, at the Town Hall, 7:30 pm
ZONING BOARD OF ADJUSTMENT	meets the 1st Tuesday, monthly, at the Town Hall, 7:30 pm They meet only if there is official business.
CONSERVATION COMMISSION	meets the 2nd Tuesday, monthly, at the Town Hall, 7:00 pm
RECREATION COMMISSION	meets the 2nd Wednesday, monthly, at the Kensington Grocery Store, 7:00 pm.
SAWYER KENSINGTON TRUST	meets the 3rd Wednesday monthly at the Town Hall 7:30pm
KES SCHOOL BOARD	meets the 2nd Wednesday, monthly, at the School, 6:00 pm
COOPERATIVE SCHOOL BOARD	meets the 3rd Tuesday, monthly, at the Exeter High School, Roy Morrisette Alumni Room 7:00 p.m., subject to change.

TOWN OFFICES ARE CLOSED ON THESE FEDERAL HOLIDAYS

New Year's Day	Monday	January 2, 2012
Martin Luther King Jr.Day	Monday	January 16, 2012
President's Day	Monday	February 20, 2012
Memorial Day	Monday	May 28, 2012
Fourth of July	Wednesday	July 4, 2012
Labor Day	Monday	September 3, 2012
Columbus Day	Monday	October 8, 2012
Veteran's Day	Thursday	November 12, 2012
Thanksgiving Day	Thursday	November 22, 2012
Christmas Eve	Monday	December 24, 2012
Christmas Day	Tuesday	December 25, 2012

Town Hall Office Hours & Contact Information

TOWN OFFICES
KENSINGTON TOWN HALL
95 Amesbury Road
Kensington, N.H. 03833
Phone (603) 772-5423
Fax (603) 772-6841
Web Site: www.town.kensington.nh.us

ALL TOWN OFFICES (Except Police Department) ARE CLOSED ON FRIDAYS

ADMINISTRATIVE ASSISTANT

Lynne Bonitatibus	Telephone extension, #100
Office Hours:	Monday – Thursday 8:30 am - 1:30 pm

ASSESSOR'S OFFICE

Kathleen Felch, Assessing Clerk	Telephone extension, #101
Office Hours:	Monday – Thursday 8:30 am – 1:30 pm

TAX COLLECTOR'S OFFICE

Carlene Wiggin, Tax Collector	Telephone extension, #106
Office Hours:	Monday, Wednesday, Thursday 9:00 am – 12:00 pm
	Wednesday evening - 6:30 pm - 8 pm

TOWN CLERK'S OFFICE

Jessica Madore, Town Clerk	Telephone extension, #104
Dawn Frost, Deputy Town Clerk	Monday, Tuesday, Thursday 8:30 am – 12:00 pm
Office Hours:	Tuesday & Wednesday evenings 6:00- 8:00 pm

POLICE DEPARTMENT

Police Chief	Telephone extension, #103
Toni Ann Capozzi-Gorski, Admin.	Telephone extension, #102
Office Hours:	Monday – Friday 7:30 am – 2:00 pm
Direct phone number (Town Hall):	772-2929
Rockingham Dispatch:	772-4716

FIRE DEPARTMENT

Charles LeBlanc, Chief	772-5751
Emergency	911
Non-emergency	502-3203
AMBULANCE - Rescue Squad	911

Basic Zoning Information & Ordinances

INFORMATION FOR RESIDENTS

Because the general public is often unaware of various laws and regulations, the Town of Kensington has prepared the following list as a guideline for those considering purchase, development or construction in the town. This list is for information only and the public should consult the appropriate officials or boards for further details.

SUBJECT	LIMITATIONS	REGULATORY BODY
Scenic Roads North Road Hilliard Road Trundle Bed Lane Highland Road New Boston Road Wild Pasture Road Moulton Ridge Road Muddy Pond Road Osgood Road Stumpfield Road	NH RSA 231:158 Repair maintenance, construction or paving work done on a designated Scenic Road by the state or municipality or any action taken by any utility or other person acting to erect, install or maintain poles, conduits, cables, wires, pipes or other structures shall not involve the cutting, damage or removal of trees, or the tearing down or destruction of stone walls or portions thereof. Scenic Road designation does not affect the rights of any landowner.	Planning Board
Wetlands/Hydric Soil	No digging, filling or other flow modification or structure in wetlands as defined by Land Use Ordinances	Planning Board, Conservation Commission
Subdivision	Must meet requirements of zoning ordinances and regulations	Planning Board
Commercial/ Multifamily/Development (In Residential/ Agricultural District)	Use other than agricultural or single family dwelling requires Special Exception and Site Plan Review	Board of Adjustment, Planning Board
Home Occupation	Use of home for business requires Special Exception and Site Plan Review	Board of Adjustment, Planning Board
In Law	Requires Special Exception and recording at the Registry of Deeds	Board of Adjustment
Commercial Zone	Commercial/Industrial development in Commercial/Industrial Zone requires Site Plan Review	Planning Board

Basic Zoning Information & Ordinances

SUBJECT	LIMITATIONS	REGULATORY BODY
Building Permit	No construction until permit approved by Selectmen	Building Inspector
Occupancy Permit	No occupancy or use of new or modified building until approved	Building Inspector
Septic System	Must meet Town and State standards	Board of Health Health Officer
Driveways	Must have permit before work starts And 10 ft. negative 2% pitch	State Hwy - State Town Road – Planning Board
Gravel	Must have permit for any new excavation	Planning Board
Signs	Size, lighting and location	Planning Board
Bonfires	No burning without permit	Fire Warden
Timber Harvest	Yield Tax limits on cutting	Selectmen
Motor Vehicle Registration	Annual	Town Clerk
Dog License	Dog must have rabies shot	Town Clerk
Dog Control	Dog must be controlled on owner's property	Animal Control Officer
Town Hall/Town Park	Private functions by prior written approval of Selectmen	Selectmen
Junk Cars vehicle on lot	No more than one unregistered	Selectmen
Refuse Disposal	Weekly pick-up Tuesdays, in containers at end of driveway	Selectmen
Recycling	1st & 3rd Tuesday-paper 2nd & 4th Tuesday-plastic, cans, etc. No recycling on 5th Tuesday	Selectmen

Trash & Recycling

TRASH PICKUP EVERY TUESDAY BEGINNING AT 6:30 AM

1. Waste must be contained in plastic bags or trash barrels, not to exceed a capacity of 32 gallons. Cardboard boxes may not be used.
2. Waste must be placed at the end of the driveway by 6:30 a.m. on Tuesdays.
3. Weight of any container must not exceed 50 pounds.
4. Each 32 gallon container/bag must have a Kensington trash sticker affixed to it (for barrels containing non-bagged items, affix sticker to top item in the barrel). Stickers are available at the Town Offices.
5. No brush or stumps will be picked up and no 55 gallon drums are to be used.
6. Residents may dispose of bulky items and other items that cannot be included with trash, such as motor oil, at the Raymond Transfer Station, Monday thru Saturday 8 am to 4 pm. Disposal of these items will require payment of fees. Fees and directions are posted on the Town's web site or you can call Bestway Disposal at 895-6273.

RECYCLING

The 1st and 3rd Tuesdays are for paper products. The 2nd and 4th Tuesdays are for plastic, cans, bottles, etc. There is no recycling pick up on a 5th Tuesday. For 2012 this will affect the months of January, May, July, and Octtober.

LICENSING OF DOGS

Each owner of a dog four months old or over must license the dog with the Town Clerk before May 1st of each year. By law, dogs age 4-7 months old must receive a Rabies Vaccination. The certificate of vaccination is to be presented to the Town Clerk at the time of licensing. Each dog must wear a collar around its neck; attached to the collar a metal tag distinctly marked with its license number.

License fees are as follows:

Male	$9.00	Female	$9.00
Neutered Male	$6.50	Spayed Female	$6.50
Seniors Citizen's Discount (65 or older):		First Dog (only)	$2.00

Penalties: $25.00 Fine after Mid June + Licensing Fees $1.00 added each month after June 1st until dog is registered

JUNK CAR REGULATIONS

New Hampshire Statute requires anyone with two or more unregistered vehicles or old cars no longer intended or in condition for legal use on highways or used auto parts equal in bulk to two vehicles must obtain a license or be subject to a $10.00 a day fine and a mandatory injunction to end the violation by Selectmen. New and used car dealers registered as such are not considered auto junk dealers but must remove junk cars from their premises within 160 days.

2012 Town of Kensington Warrant

TOWN WARRANT

THE STATE OF NEW HAMPSHIRE

To the inhabitants of the Town of Kensington in the County of Rockingham in said State, qualified to vote in Town Affairs:

FIRST SESSION:
You are hereby notified to meet at the Kensington Elementary School Multipurpose Room, 122 Amesbury Road in said Kensington on Wednesday, the eighth day of February 2012, at 7:30pm for the purpose of transacting all business other than voting by official ballot.

SECOND SESSION:
You are hereby notified to meet thereafter at the Kensington Elementary School Multipurpose Room in said Kensington on Tuesday, the thirteenth day of March, 2012, to elect officers, vote on zoning articles and to vote on all warrant articles from the session by official ballot. Polls will be open from 8:00am to 7:30pm.

ARTICLE 1: To choose all necessary Town Officials for the year ensuing.

ARTICLE 2: Are you in favor of the adoption of the amendment No. 1 as proposed by the Planning Board for the Kensington zoning ordinance as follows?

Abutter: For the Town of Kensington an abutter shall be any property owner whose property is located in New Hampshire and within two hundred (200) feet of any property line, including across a street or stream, of a land under consideration by the local land use board. For purposes of receiving testimony only, and not for purposes of notification, the term "abutter" shall include any person who is able to demonstrate that their land will be directly affected by the proposal under consideration. For purposes of receipt of notification by a municipality of a local land use board hearing, in the case of an abutting property being under a condominium or other collective form of ownership, the term abutter means the officers of the collective or association, as defined in RSA 356-B:3, XXIII.

Recommended by the Planning Board

ARTICLE 3: Are you in favor of the adoption of amendment no. 2 as proposed by the Planning Board for the Kensington Zoning ordinance as Article 12- Aquifer(s) Protection as proposed by the Planning Board for the Kensington Zoning Ordinance? The rationale for the addition of this ordinance is to prevent development and land use practices that would contaminate or reduce the recharge of the identified groundwater aquifer in Town and encourage uses that can appropriately and safely be located in the identified aquifer recharge areas as defined by the United States Geological Survey (USGS). Copies of the full article will be available at the town offices or on the town web site.

Article 12 Aquifer Protection

12.1 Authority and Purpose

Pursuant to RSA 674:16-21, the Town of Kensington hereby adopts an Aquifer Protection District and accompanying regulations in order to protect, preserve and maintain potential groundwater supplies and related groundwater recharge areas within a known aquifer identified by the United States Geological Survey. The objectives of the aquifer protection district are:

-- to protect the public health and general welfare of the citizens of Kensington;

-- to prevent development and land use practices that would contaminate or reduce the recharge of the identified aquifer;

-- to promote future growth and development of the Town, in accordance with the Master Plan, by ensuring the future availability of public and private water supplies;

-- to encourage uses that can appropriately and safely be located in the aquifer recharge areas;

-- to acknowledge that groundwater is a natural resource which must not be wasted or contaminated and that groundwater resources are necessary to promote health and general welfare;

-- to protect animal and plant habitats and wetland ecosystems.

12.2 District Boundaries

12.2.1 Location

The Aquifer Protection District for Kensington is delineated as part of two USGS Aquifer study areas. The reference publications are, Geohydrology and Water Quality of Stratified-Aquifers in the Exeter, Lamprey, and Oyster River Basins, Southeastern New Hampshire, 1990 and Geohydrology and Water Quality of Stratified-Drift Aquifers in the Lower Merrimack and Coastal River Basins, Southeastern New Hampshire, 1992. Each publication includes a map which defines the aquifer area by identifying the aquifer transmissivity. The respective maps are titled "Saturated Thickness and Transmissivity of Stratified Drift in the Exeter, Lamprey, and Oyster River Basins, Southeastern New Hampshire" and "Saturated Thickness, Transmissivity and Materials of Stratified Drift Aquifers in the Lower Merrimack and Coastal River Basins, Southeastern New Hampshire".

The Aquifer Protection District is a zoning overlay district which imposes additional requirements and restrictions to those of the underlying, base district zoning. In all cases, the more restrictive requirement(s) shall apply.

The Aquifer Protection District is represented on the map "Aquifer Protection District, Kensington, NH" prepared in December, 2011.

Said map(s) is hereby adopted as part of the Official Zoning Map of the Town of Kensington.

2

12.2.2 Recharge Areas

For the purpose of this Ordinance, the primary recharge area for the identified aquifer is considered to be co-terminus with that aquifer.

12.2.3 Appeals

Where the bounds of the identified aquifer or recharge area, as delineated, are in doubt or in dispute, any landowner aggrieved by such delineation may appeal the boundary location to the Planning Board. Upon receipt of such appeal, the Planning Board shall suspend further action on development plans related to the area under appeal and shall engage, at the landowner's expense, a qualified hydrogeologist to prepare a report and determine the proper location and extent of the aquifer and recharge area relative to the property in question. The aquifer delineation shall be modified by such determination subject to review and approval by the Planning Board.

12.3 Use Regulations

12.3.1 Hydrogeologic Study

For development proposals within the Aquifer Protection District, a hydrogeologic study shall be required for the following:

A. subdivisions of eight (8) lots or greater;

B. any septic system or series of septic systems designed for 2,400 gallons per day or greater contained within one lot.

C. Water development projects that withdraw more than 20,000 gallons per day from a particular site or property.

For residential subdivisions of eight (8) lots or less and for non-residential projects with proposed water usage of less than 20,000 gallons per day from a particular site or property, the Planning Board shall determine, on a case-by-case basis, the need for a hydrogeologic study. Particularly sensitive sites may include areas that have septic systems in close proximity to wells, or may contain excessively drained soils or steep slopes.

12.3.2 Hydrogeologic studies shall be performed by a qualified hydrogeologist registered in the State of New Hampshire. This study shall be sufficiently detailed to demonstrate to the satisfaction of the Planning Board that the development will not engender adverse short or long-term impacts to water quality and availability for approvable land uses on land drawing upon the same groundwater source; upon adjacent or nearby water wells; upon animal and plant habitat; and upon wetland ecosystems. All Hydrogeologic studies shall include at least the following:

A. Soil borings (to evaluate soil stratigraphy) and multi level monitoring wells (to evaluate groundwater flow directions);

B. Cumulative impact nitrogen loading analysis employing a saturation build-out model. The analysis shall include verification that the development will not cause the nitrate-nitrogen (NO3-N) concentration in groundwater beyond the site to exceed 5 mg/l;

3

C. Permeability testing;

D. Water quality sampling analysis;

E. Water table contours and groundwater flow direction;

F. Water budget analysis for watershed in which development is located that accounts for natural and anthropogenic recharge and discharge and storage capacity;

G. Additional analysis/testing required by the Planning Board on a case-by-case basis.

12.3.3 Maximum Lot Coverage

A. Within the Aquifer Protection District, no more than 20% of the area of a residential lot may be rendered impervious to groundwater infiltration.

B. Within the Aquifer Protection District, the portion of the area of a Commercial/Industrial lot that may be rendered impervious to groundwater infiltration shall be determined by the transmissivity of that lot in accordance with the following:

ALLOWABLE COVERAGE, %, IN COMMERCIAL/INDUSTRIAL ZONE

Transmissivity	Coverage
In ft^2/day	in %
Less than 500	60
500-1000	55
1000-2000	45
more than 2000	35

C. Within the Aquifer Protection District, where impervious areas exceed 35% of the total lot area, facilities will be provided to collect surface water from impervious areas and route same to non-impervious areas to allow for infiltration of this drainage. These facilities will be maintained free of debris, silt, etc., to ensure proper operation.

The design of the collection system must ensure that, at a minimum, the runoff from impervious areas in excess of 35% of total lot area be infiltrated to recharge groundwater.

12.3.4 Septic System Design Installation

In addition to meeting all local and state septic system siting requirements, all new wastewater disposal systems installed in the Aquifer Protection District shall be designed by a Professional Engineer licensed in New Hampshire with experience in sanitary engineering who is also a New Hampshire licensed designer of subsurface wastewater disposal systems.

The PE shall meet on-site with the installer before construction is begun to review the proposed construction schedule and sequencing, and to insure the installer understands all aspects of the plan.

4

The Septic System Inspector and Test Pit Witness shall inspect the installation of each new system prior to covering, and shall certify that the system has been installed as designed.
Septic systems are to be constructed in accordance with the most recent edition of the "Guide for the Design, Operation and Maintenance of Small Sewage Disposal Systems" as published by the New Hampshire Water Supply and Pollution Control Division (WSPCD).

However, the following more stringent requirements shall apply to all septic system construction:

A. At least 24 inches of natural permeable soil above the seasonal high water table.

B. No less than five (5) feet of natural soil above bedrock.

C. There will be at least three feet of natural permeable soil above any impermeable subsoil.

D. There will be no filling of wetlands allowed to provide the minimum distance of septic to wetlands.

E. Standards for fill material: Fill material consisting of organic soils or other organic materials such as tree stumps, sawdust, wood chips and bark, even with a soil matrix, shall not be used.

The in-place fill should have less than 15% organic soil by volume.

The in-place fill should not contain more than 25% by volume of cobbles (6 inch diameter).

The in-place fill should not have more than 15% by weight of clay size (0.002mm and smaller) particles.

The fill should be essentially homogeneous. If bedding planes and other discontinuities are present, detailed analysis is necessary.

F. Replacement systems with no expansion in original design capacity shall be reviewed and permitted by the Septic System Inspector / Test Pit Witness in conjunction with the Town's Health Officer and Board of Selectmen. Upon application to the Septic System Inspector / Test Pit Witness, where a design fails to meet the requirements of this section, the Septic System Inspector / Test Pit Witness (in cooperation with the Health Officer and the Board of Selectmen) has the authority to waive the general requirements of this section and may grant a special permit to construct a sewage disposal system provided the following provisions are met.

1) The proposed system entails no expansion of use and is a replacement of the system previously occupying the lot.

2) The previous system shall be discontinued. Only the proposed system shall be used once initial function is

5

established.

3) The design of the system shall comply with New Hampshire State WSPCD rules in effect at the time of approval, including waiver of these rules by the State permitting authority.

12.3.5 Prohibited Uses

The following uses are prohibited in the Aquifer Protection Zone except where permitted to continue as a non-conforming use. Such uses shall include, but not be limited to:

A. Disposal of solid waste (as defined by NH RSA 149-M) other than brush or stumps generated on the property on which they are to be disposed.

B. Storage and disposal of hazardous waste.

C. Disposal of liquid or leachable wastes except that from one or two-family residential subsurface disposal systems, or as otherwise permitted as a conditional use.

D. Subsurface storage of petroleum and other refined petroleum products.

E. Industrial uses which discharge contact type process waters on-site. Non-contact cooling water is permitted.

F. Outdoor storage road salt or other de-icing chemicals.

G. Dumping of snow containing de-icing chemicals brought from outside the district.

H. Dry cleaning Establishments.

I. Automotive service and repair shops, junk and salvage yards.

J. Laundry and car wash establishments not served by a central municipal sewer.

K. All on-site handling, disposal, storage, processing or recycling of hazardous or toxic materials.

12.3.6 Permitted Uses

The following activities may be permitted provided they are conducted in accordance with the purposes and intent of this Ordinance:

A. Any use permitted by Articles 8 and 9 of the Town of Kensington Zoning Ordinance, except as prohibited in 12.3.5 of this article.

B. Activities designed for conservation of soil, water, plants and wildlife.

C. Outdoor recreation, nature study, boating, fishing and hunting where otherwise legally permitted.

D. Normal operation and maintenance of existing water bodies and dams, splash boards and other water control, supply and conservation devices.

E. Foot, bicycle, and/or horse paths and bridges.

F. Maintenance, repair of any existing structure, provided there is no increase in impermeable surface above the limit established in Section 12.3.3 of this Article.

G. Farming, gardening, nursery, forestry, harvesting and grazing, provided that fertilizers, herbicides, pesticides, manure and other leachables are used appropriately at levels that will not cause groundwater contamination and are stored under shelter.

12.3.7 Conditional Uses

The following uses, if allowed in the underlying zoning district, are permitted only after a Conditional Use Permit is granted by the Kensington Planning Board:

A. Industrial and commercial uses not otherwise prohibited in Section 12.3.4 of this Article;

B. Sand and gravel excavation and other mining which is proposed to be carried out within eight (8) vertical feet of the seasonal high water table and provided that periodic inspections are made by the Planning Board or its agent to determine compliance.

The Planning Board may grant a Conditional Use Permit for those uses listed above only after written findings of fact are made that all of the following conditions are met:

A. the proposed use will not detrimentally affect the quality of the groundwater contained in the aquifer by directly contributing to pollution or by increasing the long-term susceptibility of the aquifer to potential pollutants;

B. the proposed use will not cause a significant reduction in either the short or long-term volume of water contained in the aquifer or in the storage capacity of the aquifer;

C. the proposed use will discharge no waste water on site in excess of one thousand (1,000) gallons per day, and will not involve on-site storage or disposal of toxic or hazardous wastes as herein defined;

D. the proposed use complies with all other applicable sections of this Article.

E. a hydro-geologic study shall be submitted as required in Section 12.3.2 of this Article.

The Planning Board may require that the applicant provide data or reports prepared by a qualified hydro-geologist to assess any potential damage to the aquifer that may result from the proposed use. The Planning Board shall

engage such professional assistance as it requires to adequately evaluate such reports and to evaluate, in general, the proposed use in light of the above criteria.

12.4 Special Exception for Lots of Record

The Zoning Board of Adjustment may grant special exceptions to the aquifer protection ordinance for the erection of a structure on nonconforming lots.

12.5 Design and Operations Guidelines

Where applicable the following design and operation guidelines shall be observed within the Aquifer Protection District:

12.5.1 Nitrate loading. In those portions of the Aquifer Protection District where the aquifer has a saturated thickness of twenty (20) feet or greater and a transmissivity greater than 1000 feet squared per day, no development shall cause the nitrate-nitrogen (NO3-N) concentration to exceed 5 mg/l in the groundwater beyond the site.

12.5.2 Safeguards. Provision shall be made to protect against toxic or hazardous materials discharge or loss resulting from corrosion, accidental damage, spillage, or vandalism through measures such as spill control provisions in the vicinity of chemical or fuel delivery points; secured storage areas for toxic or hazardous materials; and indoor storage provisions for corrodible or dissolvable materials. For operations which allow the evaporation of toxic or hazardous materials into the interiors of any structures, a closed vapor recovery system shall be provided for each such structure to prevent discharge of contaminated condensate into the groundwater.

12.5.3 Location. Where the premises are partially outside of the Aquifer Protection Overlay Zone, potential pollution sources such as on-site waste disposal systems shall be located outside the Zone to the extent feasible.

12.5.4 Drainage. All runoff from impervious surfaces shall be recharged on the site, and diverted toward areas covered with vegetation for surface infiltration to the extent possible. Dry wells shall be used only where other methods are not feasible, and shall be preceded by oil, grease, and sediment traps to facilitate removal of contaminants.

12.5.6 Inspection. All conditional uses granted under 12.3.7 of this Article shall be subject to twice-annual inspections by the Building Inspector or other agent designated by the Selectmen. The purpose of these inspections is to ensure continued compliance with the conditions under which approvals were granted. A fee for inspection shall be charged to the owner according to a fee schedule determined by the Selectmen.

12.6 Non-Conforming Uses:

Any non-conforming use may continue and may be maintained, repaired and improved, unless such use is determined to be an imminent hazard to public health and safety. No non-conforming use may be changed to another non-conforming use, or renewed after it has been discontinued for a period of two years or more.

8

New Definitions Added:

Aquifer: For the purpose of this Ordinance, aquifer means a geologic formation, group of formations, or part of a formation that is capable of yielding quantities of groundwater usable for municipal or private water supplies.

Groundwater: All the water below the land surface in the zone of saturation or in rock fractures capable of yielding water to a well.

Groundwater Recharge: The infiltration of precipitation through surface soil materials into groundwater. Recharge may also occur from surface waters, including lakes, streams and wetlands.

Hazardous or Toxic Materials: Includes but is not limited to volatile organic chemicals, petroleum products, heavy metals, radioactive or infectious wastes, acids and alkalies, pesticides, herbicides, solvents and thinners, and such other substances as defined in N.H. Water Supply and Pollution Control Rules, Section Ws 410.04(1), in N.H. Solid Waste Rules He-P 1901.03(v), and in the code of Federal Regulations 40 CFR 261.

Leachable Wastes: Waste materials, including solid wastes, sludge and agricultural wastes that are capable of releasing contaminants to the surrounding environment.

Mining of Land: The removal of geologic materials such as topsoil, sand and gravel, metallic ores, or bedrock to be crushed or used as building stone.

Recharge Area: The land surface area from which groundwater recharge occurs.

Septic System Inspector Test Pit Witness: An agent of the Town responsible for inspecting the plans and installation of all septic systems in the Town as well as being responsible for the viewing of all test pits and percolation tests.

Solid Waste: Any discarded or abandoned material including refuse, putrescible material, septage, or sludge, as defined by New Hampshire Solid Waste Rules He-P 1901.03. Solid waste includes solid, liquid, semi-solid, or contain gaseous waste material resulting from residential, industrial, commercial, mining, and agricultural operations.

Recommended by the Planning Board

ARTICLE 4 : Shall the Town of Kensington Vote to raise and appropriate the sum of $7,000 (seven thousand dollars) for the purpose of creating a Natural Resources Inventory, and the money to be allocated from the portion of the change in use funds from the Current Use Tax Liens that goes to the general fund in the fiscal year 2012. This is a onetime funding allocation and will be used by the Planning Board and the Conservation Commission to update the Natural Resource Inventory requirement of the Kensington Master Plan.

Recommended by the Planning Board
Selectmen do not recommend this appropriation by a vote of 2 to 1

ARTICLE 5: Shall the Town of Kensington raise and appropriate as an operating budget, not including appropriations by special warrant articles and other appropriations voted separately, the amounts set forth on the budget posted with the warrant or as amended by vote of the first session, for the purposes set forth therein, totaling $1,576,735 (one million five hundred seventy six thousand, seven hundred thirty five dollars)? Should this article be defeated, the operating budget shall be $1,581,929 (one million, five hundred eighty one thousand, nine hundred twenty nine dollars), which is the same as last year, with certain adjustments required by previous action of the voters or by law or the governing body may hold one special meeting, in accordance with RSA 40:13, X and XVI, to take up the issue of a revised operating budget only. Note: This warrant article (operating budget) does not include appropriations in any other warrant article.

Selectmen recommend this appropriation unanimously

ARTICLE 6: To see if the municipality will vote to authorize the selectmen to enter into a seven year lease agreement for $380,000 (three hundred eighty thousand dollars) for the purpose of leasing a new fire truck and to raise and appropriate the sum of $60,740 (sixty thousand seven hundred forty dollars) for the first year's payment for that purpose. This lease agreement contains an escape clause. (Majority vote required). In subsequent years, if the annual appropriation is not approved, the lease terminates and the truck will be returned. If this lease is approved for each of the seven years, a warrant article will be set forth to expend $19,000 (nineteen thousand dollars) from the fire department equipment capital reserve fund to offset the final payment only.

Selectmen recommend this appropriation unanimously

ARTICLE 7: To see if the town will vote to raise and appropriate the sum of $200,000 (two hundred thousand dollars) for town road reconstruction. This will be a non-lapsing appropriation as per RSA 32:7, VI and will not lapse until December 31, 2013. This appropriation is in addition to Warrant Article 4, the operating budget article.

Selectmen recommend this appropriation unanimously

ARTICLE 8 : To see if the municipality will vote to reduce the amount deposited into the existing Conservation Fund in accordance with RSA 36-A:5, III, as authorized by RSA 79-A:25, II from the Land Use Change Tax collected pursuant to RSA 79-A:25. The current percentage is 50%, the reduced percentage will be 25%. The portion being reduced will be deposited into the General Fund. If adopted this article shall take effect April 1, 2012, and shall remain in effect until altered or rescinded by a future vote of the town meeting. (Majority vote required).

ARTICLE 9 : By petition of 25 Kensington residents, Shall the Town of Kensington vote to raise and appropriate the sum of $750 in the town's 2012 budget to defray the cost of expanding the services provided by TASC, Transportation Assistance for Seacoast Citizens, to include eligible Kensington residents?

TASC recruits, trains and mobilizes a corps of volunteer drivers who provide rides to ambulatory adult residents age 55 or better who have a disability that prevents them from

driving. TASC has been providing services in eight seacoast communities since December, 2006.

Selectmen recommend this appropriation unanimously

ARTICLE 10 : By petition of Jodie A. Consoles (Southwick) and 25 other registered voters, to see if the Town shall modify the exemption for the elderly and the tax credit for the Veterans to include the disabled. To include the disabled as defined by the Social Security Administration as not being able to obtain gainful employment. The exemption based on assessed value for qualified taxpayers shall be $125,000. To qualify, the person must have been a New Hampshire resident for at least five years and own and occupy real estate individually or jointly or if the real estate is owned by a spouse, they must have been married for at least five years. In addition, the taxpayer must have a net income of not more than $38,000 if single; or if married, a combined net income of not more than $58,000; and not own assets of more than $200,000.; excluding the value of the personal residence.

ARTICLE 11 : Shall the Town of Kensington vote to appropriate $15,675 (fifteen thousand six hundred seventy five dollars) from the existing Kensington Ambulance Special Revenue Fund for the purchase of a Stryker Power Pro cot to replace the manual Stryker cot that is currently in use on the ambulance. This includes a seven year warranty and preventative maintenance inspections each year. The money in this fund can only be used for ambulance related equipment and is funded by ambulance billing. Currently there is a total of $57,594 in the fund.

Selectmen recommend this appropriation unanimously

ARTICLE 12 : To see if the Town of Kensington will vote to raise and appropriate $2,000.00 (two thousand dollars) to supplement the Kensington Recreation budget of 2012 in order to provide recreational activities throughout the year promoting community involvement.

Selectmen do not recommend this appropriation by a vote of 2 to 1

ARTICLE 13 : By petition of Karen Ross and 25 other registered voters of the Town of Kensington, To see if the Town will vote to place on the ballot one police officer for full-time duty in said town. (Majority vote required)

ARTICLE 14 : To see if the Town will vote to form a municipal fire department as per RSA 154:1(b), whereby the Fire Chief shall be appointed by the Board of Selectmen upon recommendation of the firefighters; and the firefighters appointed by the Board of Selectmen upon recommendation of the Fire Chief. The Board of Selectmen shall be authorized to take what additional steps are legally necessary to effectuate the above transition. This Warrant Article shall become effective as of July 1, 2012.

2012 Town of Kensington Warrant

A True Copy - Attest

Russell Perry, Chair

Stefanie Johnstone

Kevin Rosencrantz

Selectmen

of

Kensington, NH

30th day of January 2012

We hereby certify that we gave notice to the inhabitants within named, to meet at the time and place and for the purpose within mentioned, by posting an attested copy of the within Warrant at the Kensington Grocery Store, being a public place of meeting in said Town and at the Town Hall on the 30th day of January, 2012

Russell Perry, Chair

Stefanie Johnstone

Kevin Rosencrantz

Selectmen

of

Kensington, NH

12

2012 Proposed Budget	2011 Approp.	2011 Actual	2012 Requests	Chaages	2012 Final Budget	Change from 2011	Default
4130 Executive							
Selectmen's Salary	4,500	4,500	4,500		4,500	-	4,500
Selectmen's Expenses	500	-	500		500	-	500
Administrative Asst's Salary	28,922	26,955	29,790	(868)	28,922	-	28,922
Legal Advertisments	450	1,133	450		450	-	450
Secretarial Support	1,000	-	1,000		1,000	-	1,000
Dues & Subscriptions-NHMA	2,300	2,211	2,300		2,300	-	2,300
Other Expenses	2,000	423	2,000	-	2,000	-	2,000
Social Services	8,492	7,492	6,997	-	6,997	1,495	6,997
Total Executive:	48,164	42,714	47,537	(868)	46,669	1,495	46,669
						-3%	
4140 Election, Registration, Vital Statistics							
Election Expenses	2,320	3,755	6,779		6,779	(4,459)	6,779
Town Clerk's Expenses	2,973	2,976	2,990		2,990	(17)	2,973
Town Clerk's Fees Payable	16,000	-	-	-	-	16,000	-
Town Clerk's Meetings	1,265	912	1,311	-	1,311	(46)	1,265
PC & Office Equipment	1,017	307	1,014		1,014	3	1,017
Deputy Clerk Salary	-	4,833	6,240		6,240	(6,240)	6,240
Town Clerk's Salary	1,500	10,969	15,000	-	15,000	(13,500)	15,000
Total Election, Reg, Stat:	25,075	23,752	33,334	-	33,334	(8,259)	33,274
						33%	
4150 Financial Administration							
Assessing Clerk Salary	28,080	27,884	28,642	(562)	28,080	0	28,080
Assessing Services	16,125	17,812	16,804	-	16,804	(679)	16,804
Assessing Supplies	300	362	335	-	335	(35)	300
Auditing Services	11,341	11,340	11,900	-	11,900	(559)	11,900
Dues & Subscriptions	30	20	30	-	30	-	30
Expenses for Assessing Office	350	601	500		500	(150)	350
Overdraft Charges	-	78					
Software Support	1,712	1,687	1,712	-	1,712	-	1,712
Tax Collector Expenses/Supplies	4,303	1,893	4,474	-	4,474	(171)	4,303
Tax Collector's Meetings	853	585	753	-	753	100	853
Tax Collector's Salary	13,000	13,000	13,000	-	13,000	-	13,000
Tax Collector's Deputy Wages	150	-	150	-	150	-	150
Tax Map Update	3,200	3,200	-	-	-	3,200	-
Town Treasurer's Salary	1,200	1,200	1,200	-	1,200	-	1,200
Total Financial Administration:	80,644	79,662	79,500	(562)	78,938	1,706	78,682
						-2%	

2012 Proposed Budget	2011 Approp.	2011 Actual	2012 Requests	Changes	2012 Final Budget	Change	Default
4153 Legal Expenses	29,000	7,902	29,000		29,000	-	29,000
4155 Personnel Administration							
Health Insurance	96,543	101,467	102,522	-	102,522	(5,979)	102,522
Payroll Services	1,200	1,241	1,200	-	1,200	-	1,200
Payroll Taxes (FICA)	26,075	29,651	25,494	-	25,494	581	25,494
Retirement System	35,782	36,763	38,775	-	38,775	(2,993)	38,775
ST & LT Disability Ins.	1,304	766	1,880		1,880	(576)	1,880
Total Personnel Admin:	160,904	169,888	169,872	-	169,872	(8,968)	169,872
						6%	
4191 Planning and Zoning							
Books & Supplies & Other	750	390	1,000	-	1,000	(250)	750
Circuit Rider Contract	8,195	8,195	8,470	-	8,470	(275)	8,470
Grants	3,000	-	3,000	-	3,000	-	3,000
Hearings	500	1,681	500	-	500	-	500
Misc.	250	1,850	250	-	250	-	250
Rockingham Planning Dues	1,962	1,962	1,975	-	1,975	(13)	1,975
Total Planning and Zoning:	14,657	14,078	15,195	-	15,195	(538)	14,945
						4%	
4194 Gen. Gov. Buildings							
Town Bldgs M & R	20,000	10,819	20,000	-	20,000	-	20,000
Town Hall Maint & Repair	2,781	2,789	2,864	(2,864)	-	2,781	2,864
Other gov buildings	-	420	0	-	-	-	-
Town Hall Trailers	1	22,044	13,925		13,925	(13,924)	13,925
Wages	5,000	7,068	5,000	-	5,000	-	5,000
Total Gen. Gov. Buildings	27,782	43,140	41,789	(2,864)	38,925	(11,143)	41,789
						40%	
4195 Cemetery							
Equipment Maintenance	250	137	250	-	250	-	250
Fuel	200	176	200	-	200	-	200
Fence Maintenance	1,000	137	1,000	-	1,000	-	1,000
Road Maintenance	250	71	250	-	250	-	250
Supplies	200	-	200	-	200	-	200
Stone Maintenance	1,500	2,020	2,000	-	2,000	(500)	1,500
Tree Maintenance	1,000	1,050	1,000	-	1,000	-	1,000
Wages	10,000	10,011	11,000	(1,000)	10,000	-	10,000
Total Cemetery:	14,400	13,602	15,900	(1,000)	14,900	(500)	14,400
						3%	

2012 Proposed Budget	2011 Approp.	2011 Actual	2012 Requests	Changes	2012 Final Budget	Change from 2011	Default
4196 Insurance							
Property/Liability Insurance	26,184	25,427	26,184	-	26,184	-	26,184
Unemployment Insurance	500	500	1,096	-	1,096	(596)	1,096
Worker's Comp Insurance	14,409	14,386	14,319	-	14,319	90	14,319
Total Insurance:	41,093	40,313	41,599	-	41,599	(506)	41,599
						1%	
4199 Gen Gov Operations							
Grants	1	-	1	-	1	-	1
Utilities for Trailers	-	5,529	4,500		4,500	(4,500)	-
Misc	3,000	1,779	2,500	-	2,500	500	3,000
Office / Comp equipment / software	8,800	9,594	1,500	-	1,500	7,300	8,800
Supplies	3,500	1,527	3,000	-	3,000	500	3,500
Utilities	12,850	12,748	15,300		15,300	(2,450)	12,850
Total Gen Gov Operations:	28,151	31,177	26,801	-	26,801	1,350	28,151
						-5%	
4210 Police Department							
Animal Control	3,300	2,322	3,300		3,300	-	3,300
Cruiser Lease	8,600	13,719	17,600	-	17,600	(9,000)	17,600
Cruiser Maintenance	6,600	9,357	6,600		6,600	-	6,600
Call Out/Overtime	10,200	20,260	12,000	-	12,000	(1,800)	10,200
Dept weapons & holster	500	-	500	-	500	-	500
Equipment	7,200	7,970	7,500		7,500	(300)	7,200
Fuel	10,200	13,537	15,600		15,600	(5,400)	10,200
Operating Expenses	9,000	20,416	12,000		12,000	(3,000)	9,000
Prosecutor	7,800	12,425	15,900		15,900	(8,100)	15,900
Salaries	259,100	219,309	240,836		240,836	18,264	259,100
Staff Support	36,500	36,186	37,230	(730)	36,500	-	36,500
Training	3,200	5,140	3,500		3,500	(300)	3,200
Term Life Insurance	110	110	200		200	(90)	200
Uniforms	3,200	4,607	3,500		3,500	(300)	3,200
Witness Fees	-	90	-	-	-	-	-
Total Police Department:	365,510	365,448	376,266	(730)	375,536	(10,026)	382,700
						3%	

2012 Proposed Budget	2011 Approp.	2011 Actual	2012 Requests	Changes	2012 Final Budget	Change	Default
4220 Fire Department							
Aministrative support	4,200	1,055	5,000	-	5,000	(800)	4,200
Amb. Equip. Replace/Repair	1,200	1,071	1,200	-	1,200	-	1,200
Amb/rescue Supplies	1,400	2,966	2,000	-	2,000	(600)	1,400
Amb. Training	3,000	1,838	3,000	-	3,000	-	3,000
Building Repair	200	99	1,000	-	1,000	(800)	200
Electricity	2,100	2,486	2,100	-	2,100	-	2,100
Equip - Repair & Replace	2,400	4,631	2,400	-	2,400	-	2,400
Fuel/heat	3,100	3,446	2,700	-	2,700	400	3,100
Forest Fire	400	-	400	-	400	-	400
Fire Training	3,000	2,069	3,000	-	3,000	-	3,000
Hepatitis Shots	200	-	200	-	200	-	200
Misc.	500	1,655	1,000	-	1,000	(500)	500
New Equipment	6,900	10,238	6,900	-	6,900	-	6,900
Phones	3,000	3,322	3,600	-	3,600	(600)	3,000
Pager/Radio - Repair /Repl.	2,500	970	7,500	-	7,500	(5,000)	2,500
Pump/Ladder Testing	1,200	430	1,200	-	1,200	-	1,200
Salaries	50,000	49,998	50,000	-	50,000	-	50,000
Subscriptions & Dues	2,000	1,730	2,000	-	2,000	-	2,000
S.C.B.A. Repair & Replace	3,200	1,365	3,200	-	3,200	-	3,200
Turnout Equip & Uniforms	3,900	3,616	3,900	-	3,900	-	3,900
Vehicle Fuel	1,000	1,550	2,000	-	2,000	(1,000)	1,000
Vehicle Repair	4,300	6,063	6,000	-	6,000	(1,700)	4,300
Water Hole Repair	1,000	-	1,000	-	1,000	-	1,000
Total Fire Department:	100,700	100,598	111,300	-	111,300	(10,600)	100,700
						11%	
4240 Building Inspection							
Building Inspector Salary	6,000	5,421	6,000		6,000	-	6,000
Supplies	500	59	500		500	-	500
Total Building Inspection	6,500	5,480	6,500	-	6,500	-	6,500
						0%	
4290 Emergency Management							
Equipment Maintenance	100	-	100		100	-	100
Grants	1	-	1		1	-	1
Phone	649	200	649		649	-	649
Training & drills	250	-	250		250	-	250
Total Emergency Mg:	1,000	200	1,000	-	1,000	-	1,000
						0%	

2012 Proposed Budget	2011 Approp.	2011 Actual	2012 Requests	Changes	2012 Final Budget	Change	Default
4312 Highways and Streets							
Winter:							
Loader Rental	10,000	5,000	10,000	-	10,000	-	10,000
Misc. (Storm Cleanup, KP,etc.)	6,000	15,411	6,000	-	6,000	-	6,000
Plowing/Sanding	95,000	79,575	95,000	-	95,000	-	95,000
Sand and Salt	24,450	25,467	26,450	-	26,450	(2,000)	24,450
Winter subtotal:	135,450	125,453	137,450	-	137,450	(2,000)	135,450
Summer:				-			
Brush & Tree Removal	15,850	14,760	15,850	-	15,850	-	15,850
Culvert Repair/Replacement	7,000	1,300	5,000	-	5,000	2,000	7,000
Ditching & shoulder work	14,000	2,214	8,000	-	8,000	6,000	14,000
Highway Shed (Mat, Supplies)	1,975	1,389	3,975		3,975	(2,000)	1,975
Patching	6,600	15,295	6,600	-	6,600	-	6,600
Road side mowing	4,400	3,900	8,400	-	8,400	(4,000)	4,400
Road Signs: Repair & Replace	1,850	1,827	1,850	-	1,850	-	1,850
Special Details/Flaggers	1,080	955	1,080		1,080	-	1,080
Utilities/electricity/lighting	1,775	1,439	1,775	-	1,775	-	1,775
Wages	14,000	14,000	14,000	-	14,000	-	14,000
Summer subtotal:	68,530	57,079	66,530	-	66,530	2,000	68,530
Total Highways & Streets:	203,980	182,532	203,980	-	203,980	-	203,980
						0%	
4316 Street lighting	1,500	1,585	1,500		1,500	-	1,500
						0%	
4321 Administration/dues							
Solid Waste Admin Total	2,625	2,626	2,626	-	2,626	(1)	2,626
						0%	
4323 Solid Waste Collection							
Collection/trash pickup-B&S	57,600	57,325	57,600	-	57,600	-	57,600
Recycling with B&S	32,300	32,025	32,300	-	32,300	-	32,300
Solid Waste Miscellaneous	-	0	0	-	-	-	
	89,900	89,350	89,900	-	89,900	-	89,900
						0%	
4324 Solid Waste Disposal							
Solid Waste Disposal	50,000	45,437	48,000	-	48,000	2,000	50,000
Recycling Costs	4,000	487	2,500		2,500	1,500	4,000
	54,000	45,924	50,500	-	50,500	3,500	54,000
						-6%	

2012 ProposedBudget	2011 Approp.	2011 Actual	2012 Requests	Changes	2012 Final Budget	Change	Default
4411 Health Officer	150	100	150	-	150	-	150
4414 Pest Control	24,029	24,029	25,780	-	25,780	(1,751)	25,780
						7%	
4442 Welfare	5,000	906	5,000	-	5,000	-	5,000
4520 Parks and Rec.							
General Maintenance	3,000	3,000	3,000	-	3,000	-	3,000
Special Events	4,700	3,664	7,800	(3,100)	4,700	-	4,700
Sawyer Park	35,000	34,825	30,940		30,940	4,060	35,000
Special Details	1,080	-	1,080		1,080	-	1,080
Other, misc	-		-	-	-	-	-
Total Parks and Rec.	43,780	41,489	42,820	(3,100)	39,720	4,060	43,780
						-9%	
4550 Library							
Operating Expenses	34,550	36,270	35,482	-	35,482	(932)	34,550
Payroll	60,723	54,496	61,870	-	61,870	(1,147)	60,723
Total Library:	95,273	90,766	97,352	-	97,352	(2,079)	95,273
						2%	
Conservation	495	460	495	-	495	-	495
4700 Debt Service							
Principal - LT Debt	40,000	40,000	40,000	-	40,000	-	40,000
Interest - LT Debt	32,200	32,163	30,163	-	30,163	2,037	30,163
Other - TAN	1	-	1	-	1	-	1
Total Debt Service:	72,201	72,163	70,164	-	70,164	2,037	70,164
						-3%	
Total BUDGET	1,536,513	1,489,884	1,585,859	(9,124)	1,576,735	(40,222)	1,581,929
Warrant Articles	106,000		286,165		286,165		286,165
Adjusted Totals:	1,642,513		1,872,024		1,862,900		1,868,094
Total for MS-6	1,536,513				1,862,900		1,868,094
	WA 2011	*'11 Actual*	*WA 2012*				
stretcher	-		15,675		2012 Default		1,581,929
natural resource inv.	-		7,000		2012 Proposed		1,576,735
road recon.	100,000	98,258	200,000		Difference		5,193
rec dept	2,000	1,984	2,000				
town clerk salary	4,000	4,000	-		2011 Approp.		1,536,513
TASC costs	-		750		2011 Actual		(1,489,884)
Fire Truck	-		60,740		2011 Encumbered		(8,369)
Total Warrant Articles:	106,000	104,242	286,165		Balance		38,260

* Notice: These figures are un-audited.

2012 Deliberative Session Minutes

February 8th, 2011 Deliberative Minutes

Moderator, Harold Bragg, called the meeting to order at 7:30pm. In attendance were Selectmen: Russell Perry, Stefanie Johnstone, Kevin Rosencrantz, and Town Clerk: Jessica Madore.

There were approximately 65 registered voters present.

The Moderator read the opening paragraphs of the Town Warrant stating the Town Election would be held Tuesday, March 13th, 2012 from 8am til 7:30pm. He noted the change in location from the Town Hall to the Kensington Elementary School, multipurpose room.

Article 1: To choose all necessary Town officials for the year ensuing.

Selectmen 3yrs

James P. Thompson
Russell Perry

Library Trustee 3yrs

Janet Seeger

Tax Collector 1yr

Carlene Wiggin

Trustees of Trust Funds 3 yrs

Ann D. Smith

Town Clerk 1yr

Amanda (Amy) Phifer

Cemetery Trustee 3yrs

Carlton Rezendes

Treasurer 1yr

None Filed

Grange Hall Trustee 3yrs

Carlton Rezendes

Harold Bragg notes that there is no discussion and positions will appear on the ballot as is.

ARTICLE 2: Are you in favor of the adoption of the amendment No. 1 as proposed by the Planning Board for the Kensington zoning ordinance as follows?

Abutter: For the Town of Kensington an abutter shall be any property owner whose property is located in New Hampshire and within two hundred (200) feet of any property line, including across a street or stream, of a land under consideration by the local land use board. For purposes of receiving testimony only, and not for purposes of notification, the term "abutter" shall include any person who is able to demonstrate that their land will be directly affected by the proposal under consideration. For purposes of receipt of notification by a municipality of a local land use board hearing, in the case of an abutting property being under a condominium or other collective form of ownership, the term abutter means the officers of the collective or association, as defined in RSA 356-B:3, XXIII.

Recommended by the Planning Board

There is no discussion on the floor. Moderator moves to the next article.

ARTICLE 3: Are you in favor of the adoption of amendment no. 2 as proposed by the Planning Board for the Kensington Zoning ordinance as Article 12- Aquifer(s) Protection as proposed by the Planning Board for the Kensington Zoning Ordinance? The rationale for the addition of this ordinance is to prevent development and land use practices that would contaminate or reduce the recharge of the identified groundwater aquifer in Town and encourage uses that can appropriately and safely be located in the identified aquifer recharge areas as defined by the United States Geological Survey (USGS). Copies of the full article will be available at the town offices or on the town web site.

Recommended by the Planning Board

There is no discussion on the article. Moderator moves to the next article.

ARTICLE 4 : Shall the Town of Kensington Vote to raise and appropriate the sum of $7,000 (seven thousand dollars) for the purpose of creating a Natural Resources Inventory, and the money to be allocated from the portion of the change in use funds from the Current Use Tax Liens that goes to the general fund in the fiscal year 2012. This is a onetime funding allocation and will be used by the Planning Board and the Conservation Commission to update the Natural Resource Inventory requirement of the Kensington Master Plan.

Recommended by the Planning Board

Selectmen do not recommend this appropriation by a vote of 2 to 1

Voter Rhoda Feldman asked why the planning board and Selectman do not agree on this article. Kate Mignone, chair of the planning board, spoke on behalf of the board and explained that there are two lots that are coming out of current use and when that happens there is a 50/50 split. 50% goes to conservation commission and 50% goes to the general fund. The estimated amount for this coming year will amount to about $40,000 to be split. If the Planning board got the $7000, from the Towns portion, they could use that money to continue with their master plan, which is required by the state of NH, to do a natural resources inventory in NH. This inventory would help the board decide where to spend their money and what resources to protect. Also by getting the money from the Town's portion it would not be a line item in the Conservation Commissions budget and therefore not increasing the budget and taxes. Russell Perry talks for the Selectmen. Russell stated that at first when the Conservation commission came to the Selectmen they were thinking that the Town was going to need the money in the general fund because they projected needing that money to offset the taxes in the future. That is why they didn't support it at first. He then went on to say that once they realized that the planning board needed the money no matter what, it would be better for it to come from the Town's portion than to be a line item in their budget. He stated his intent now, after the understanding, would be in support of the article. Discus-

sion continued and Donna Carter asked if it was actually legal to use the money in this manner? Kate Mignone said they spoke with the Conservation commission before going to the selectmen and it is what was recommended. Kathie Felch, of Amesbury Road questioned why $20,000 was not enough money for the conservation commission and why they needed another $7000? Heather Midgely-Douglas answered the question by stating that the $20000 could only be used for conserving land by State law. It could not be used to for anything else. Rick Waldron asked what the requirements were for the master plan? How often does it have to be done and does it have to be done this year? Kate Mignone answered for the board and stated that the inventory needed to be done every 10 years and the last time the Town did one was 1999. No more Discussion. A new Selectmen vote was taken and all Selectmen voted to now support the article.

ARTICLE 5: Shall the Town of Kensington raise and appropriate as an operating budget, not including appropriations by special warrant articles and other appropriations voted separately, the amounts set forth on the budget posted with the warrant or as amended by vote of the first session, for the purposes set forth therein, totaling $1,576,735 (one million five hundred seventy six thousand, seven hundred thirty five dollars)? Should this article be defeated, the operating budget shall be $1,581,929 (one million, five hundred eighty one thousand, nine hundred twenty nine dollars), which is the same as last year, with certain adjustments required by previous action of the voters or by law or the governing body may hold one special meeting, in accordance with RSA 40:13, X and XVI, to take up the issue of a revised operating budget only. Note: This warrant article (operating budget) does not include appropriations in any other warrant article.

Selectmen recommend this appropriation unanimously

Rick Waldron wanted to know what line item 4130:SOS was for? Selectman Kevin Rosencrantz stated that the money was Town money donated to special social services such as the Red Cross, Women's crisis center, Meals on wheels etc. All are programs that some of our residents participate in. Moderator, Harold Bragg, explained that they used to be put in as separate warrant articles and questioned if the trend is now to just include them as a line item. Selectman, Perry, answered that for a long as he has known they have been a line item. Lynne Bonitatibus, administrative to the Selectmen, noted that the only time it has to be written as a warrant article is if the Town is giving more than 15% more than the year before. No more discussion, article carries

ARTICLE 6: To see if the municipality will vote to authorize the selectmen to enter into a seven year lease agreement for $380,000 (three hundred eighty thousand dollars) for the purpose of leasing a new fire truck and to raise and appropriate the sum of $60,740 (sixty thousand seven hundred forty dollars) for the first year's payment for that purpose. This lease agreement contains an escape clause. (Majority vote required). In subsequent years, if the annual appropriation is not approved, the lease terminates and the truck will be returned. If this lease is approved for each of the seven years, a warrant article will be set forth to expend $19,000 (nineteen thousand dollars) from the fire department equipment capital reserve fund to offset the final payment only.

Selectmen recommend this appropriation unanimously

Dennis Roffman wanted to know what the Department has for an inventory for vehicles currently and their condition. Jim Farley spoke for the Fire Department and stated that they had 1 tanker (26yrs old), 1 engine (19yrs old), a 2nd engine/tanker (9yrs old), 1 ambulance (13yrs old), 1 forestry (1yr old). Roffman again questioned what other equipment would we need to replace in the next 10 years so the voters could get a perspective on the whole picture. Jim said that in the next 8 years we will need another new engine. Dennis questioned why a lease and not an outright purchase? Jim stated the lease is a lease to own with payments of $60,740 as opposed to a purchase of $380,000 and a 2/3 majority vote. Steve Smith asked if buying a used truck was considered. Jim Farley said for reliability purposes they did not want to buy used. A new truck comes with a 1yr bumper to bumper warranty. Lisa Perrault was curious to know if the department would be selling the old truck. Jim Farley said that is what they have done in the past and the funds have gone back to the Town. That is what they plan on doing this time. Diane Chigas asked if we waited to purchase a new truck what would the estimated cost be. Jim said that the increase of list price is about 3% to 4% each year. No more discussion, article carries.

ARTICLE 7: To see if the town will vote to raise and appropriate the sum of $200,000 (two hundred thousand dollars) for town road reconstruction. This will be a non-lapsing appropriation as per RSA 32:7, VI and will not lapse until December 31, 2013. This appropriation is in addition to Warrant Article 5, the operating budget article.

Selectmen recommend this appropriation unanimously

Rhoda Feldman asks why we need $200,000 this year and not $100,000 like last year. Russell Perry commented that in the past couple of years they had cut it to $100,000, but the roads need to be fixed now. Fred Feldman asked how much money we spent this year. Dave Buxton, Road agent, stated that we spend somewhere around $98,500. He went on to say that roads like Stumpfield Rd., Whipple Way, and Kensington Place need top layers before the current layers start to wear away. Travis Felch asked that if the article didn't pass would there be $0 for road construction? Moderator asked if he would like to submit an amendment. Travis did not submit an amendment but expressed concern that there would be no money for road construction if this article did not pass. Sydney Goddard asked if the $200,000 was in addition to the $203,000 under budget line item 4312. Dave Buxton explained that the $203,000 is for road maintenance and the additional $200,000 in the article is for road reconstruction that is needed. No more discussion, article carries.

ARTICLE 8 : To see if the municipality will vote to reduce the amount deposited into the existing Conservation Fund in accordance with RSA 36-A:5, III, as authorized by RSA 79-A:25, II from the Land Use Change Tax collected pursuant to RSA 79-A:25. The current percentage is 50%, the reduced percentage will be 25%. The portion being reduced will be deposited into the General Fund. If adopted this article shall take effect April 1, 2012, and shall remain in effect until altered or rescinded by a future vote of the town meeting. (Majority vote required).

2012 Deliberative Session Minutes

Sydney Goddard was surprised to see the Selectmen put this article on the warrant again after it was defeated last year with a vote of 261 to182. She mentioned the master plan survey results that expressed overwhelming support of land conservation in Kensington. Sydney said the only way to keep our town rural is to be able to use these funds to protect our land. Russell Perry responded that the Selectmen did not put the article on last year and the wording of the article was confusing. He explained that they are not trying to take away all the money just reduce it so that the rest of the money goes into the general fund, for the Town, so it can be used on things this year that are necessary. The roads are in need of repair, we have a Town Hall that needs major work, and we expect to have to use some of the money again to offset the tax rate. Rick Waldron asked what the balance of the conservation fund was now and what they have spent in the last 12 months. Sydney Goddard answered that the fund had $124,000 and that they haven't spent any in the last 12 months. Lisa Perrault asked why we spend money to conserve land that residents live on when they by choice could put the land in conservation without us paying them. Sydney said because they could instead choose to sell their land and subdivide. Lisa pointed out that if these land owners were on the side of land conservation then they could, by choice, conserve their land without Town funds. Fred Feldman asked how much money was deposited in the fund in 2011. Sydney said less than $3000. Selectman Russell Perry pointed out that this year, with land coming out of current use, they are expecting $40,000. Kathie Felch, of Amesbury Rd, wanted to know how many people in town filled out the master plan survey. Sydney answered that 10% of residents filled out the survey. Peter Merrill explained that 10% is actually a very high response. Kathy Felch expressed the need for money for the Town for immediate issues being more important than the conservation of more land. Peter Merrill pointed out the long view of financial costs to the Town if some of the land is not conserved. He said if the land is subdivided, then over time it will be an even greater cost to the Town when the school has more kids, and there are more roads to maintain. Rick Waldron said statistically the school's enrollment has gone down for the past 7 to 8 years. Heather Midgley-Douglas referred back to the results of the master plan survey and noted that people expressed desire for land conservation and protection of our natural resources and not for new municipal offices. Russell Perry said despite the results of the survey something has to be done about the Town hall because currently we have no Town offices or police department. Kate Mignone expressed concern that if this article passes it will not change back to 50% without a future warrant article written and passed. No more discussion, article carries by majority hand vote.

ARTICLE 9 : By petition of 25 Kensington residents**,** Shall the Town of Kensington vote to raise and appropriate the sum of $750 in the town's 2012 budget to defray the cost of expanding the services provided by TASC, Transportation Assistance for Seacoast Citizens, to include eligible Kensington residents?

TASC recruits, trains and mobilizes a corps of volunteer drivers who provide rides to ambulatory adult residents age 55 or better who have a disability that prevents them from driving. TASC has been providing services in eight seacoast communities since December, 2006.

Selectmen recommend this appropriation unanimously

Steve Smith notes that currently He, and resident Carlton Rezendes, both drive for TASC and both find it very rewarding in helping residents that need help to get to doctor's appointments, and supermarkets, etc.. He asks that representative, for TASC, Carol Bella, speak briefly about the program. Carol states that the program was started in 2007 with 6 volunteer drivers providing about 40 trips per month, as of 2011 there are about 48 drivers providing 400 trips a month. The program would like Kensington to become its 9th community involved in the area. Jean Waldron asks what the money goes to if it is a volunteer program. Carol said the money goes liability insurance and vehicle insurance, also background check costs for drivers and small mileage reimbursements. Dennis Smith questions where does most of the funding come from? Carol said most money come from donations and from the municipalities. Rick Waldron submits an amendment that changes the dollar amount from $750 to $1. No motion to accept amendment, article does not pass. Article carries by affirmative voice vote.

ARTICLE 10 : By petition of Jodie A. Consoles (Southwick) and 25 other registered voters, to see if the Town shall modify the exemption for the elderly and the tax credit for the Veterans to include the disabled. To include the disabled as defined by the Social Security Administration as not being able to obtain gainful employment. The exemption based on assessed value for qualified taxpayers shall be $125,000. To qualify, the person must have been a New Hampshire resident for at least five years and own and occupy real estate individually or jointly or if the real estate is owned by a spouse, they must have been married for at least five years. In addition, the taxpayer must have a net income of not more than $38,000 if single; or if married, a combined net income of not more than $58,000; and not own assets of more than $200,000.; excluding the value of the personal residence.

Sydney Goddard asks for clarification of what the modification is? Jodi Consoles said it doesn't modify what we currently have but is asking to include the disabled to list of people that qualify for the tax credit. Currently it is only for the elderly and veterans. Juli Noyes asks how many people would this affect in Town. Jodi said she is unsure but Hampton Falls has this exemption and it only had 2 this past year. She also notes that we are one of only 10 Towns that does not include the disabled in this Tax credit. No more Discussion article carries.

ARTICLE 11 : Shall the Town of Kensington vote to appropriate $15,675 (fifteen thousand six hundred seventy five dollars) from the existing Kensington Ambulance Special Revenue Fund for the purchase of a Stryker Power Pro cot to replace the manual Stryker cot that is currently in use on the ambulance. This includes a seven year warranty and preventative maintenance inspections each year. The money in this fund can only be used for ambulance related equipment and is funded by ambulance billing. Currently there is a total of $57,594 in the fund.

Selectmen recommend this appropriation unanimously

Fred Feldman wants clarification on where the money is coming from? Does it come from a fund that has been reserved or is it money the Town has to pay. Juli Noyes confirms that the money comes from a fund and will not cost the Town extra money. Jim Thompson asks what a Stryker Power Pro Cot is? Steve Arthur answers that it is a stretcher that is electric, currently they have a manual one. Travis Felch asks for clarification on whether this is costing the Town money or not. Juli Noyes and Harold Bragg explain that there is a fund reserved for moneys needed for ambulance equipment and to release the funds it needs to be voted on. Peter Merrill asked if there will be enough money in the future to buy a new ambulance if we use the money for the cot. Charlie Leblanc states the fund gets $25000 a year and in 5 years there will be enough money to get an ambulance when we need one. Fred Feldman asks if the Stryker cot can go all the same place the manual cot can go. Charlie Leblanc, Fire Chief, said it can go all the same place and lifts up to 700 lbs. No more discussion, article carries.

ARTICLE 12 : To see if the Town of Kensington will vote to raise and appropriate $2,000.00 (two thousand dollars) to supplement the Kensington Recreation budget of 2012 in order to provide recreational activities throughout the year promoting community involvement**.**

Selectmen do not recommend this appropriation by a vote of 2 to 1

Donna Carter, Rec department member, clarifies that the recreation departments budget had been cut and this article allows residents to decide if they want to fund the extra activities or not. No more discussion article carries.

ARTICLE 13 : By petition of Karen Ross and 25 other registered voters of the Town of Kensington, To see if the Town will vote to place on the ballot one police officer for full-time duty in said town. (Majority vote required)

Matt Doyle presented an amended article that added an appropriation of $38,000 to pay the elected officer. Town Council, Charlie Tucker, was asked by Russell Perry to address the legality of the article. Charlie stated that the Town does not have control over hiring or firing of officers. It is the Selectmen who have this control. So if the article passed or didn't it would be invalid. He noted the people have the power to vote on the budget and if the article said to add $38,000. To the police budget that would be legal. Lynne Bonitatibus pointed out that money amounts cannot be added to a warrant article that didn't initially include money because that changes the intent of the article and it would've needed to be included in the public hearing for the budget. Moderator reads amendment again. No motions made to accept the amendment. Discussion continues. Matt Doyle explains the intent of the article was to put an officer on the ballot to be elected by the Town residents. Matt Doyle submits second amendment that adds "to see if the Town will vote to place on the ballot one "elected" police officer." Charlie Tucker again speaks on the legality

of the article. He notes that only police chief can be placed on the ballot for election. However, Kensington has not chosen that option. We are set up where we allow the Selectmen to appoint a Chief. There is no legality to the amended article. No motion made to accept amended article. No more discussion. Original article carries.

ARTICLE 14 : To see if the Town will vote to form a municipal fire department as per RSA 154:1(b), whereby the Fire Chief shall be appointed by the Board of Selectmen upon recommendation of the firefighters; and the firefighters appointed by the Board of Selectmen upon recommendation of the Fire Chief. The Board of Selectmen shall be authorized to take what additional steps are legally necessary to effectuate the above transition. This Warrant Article shall become effective as of July 1, 2012.

Doug speaks from legal counsel and explains that the department has been run as a hybrid nonprofit, but in some ways has also been run as a municipal fire department. This is legally problematic and leaves the town unprotected. This article is to rectify with State and Federal law so the department can be run the way it has been and the Town be legally protected. Fred Feldman asks if the article will affect the budget. Russell Perry notes that the department will still be run the same, as a nonprofit so it will not have a budget impact. Joe Ripel asks who will handle the liability insurance. Jim Farley from the fire department association states the association does not cover the insurance and was under the impression for years that the Town covered it. Doug vaguely states that he cannot address where the funds are coming from, for the insurance, but he does know that the Town has a budget and there may be a line item for liability insurance. Travis Felch questions if the article passed could the Town be a full time fire department? Doug answered that if the Town chose to do that they could, but that the article is not intending that. The intent is for the department to run the same way, with volunteer fire fighters. Kathie Felch submits an amended article. The amendment eliminates the wording "and the firefighters appointed by the Board of Selectmen upon recommendation of the Fire Chief." Doug states that the amendment is not in compliance with the State statute and would not be valid. No motion made to accept the article. Kay Christie asks if the firefighters are now municipal employees and can get benefits. Doug explains that just the fire department is municipal, not the firefighters. The firefighters are still run by the volunteer association and do not qualify. No more discussion. Original article carries.

Deliberative session adjourned at 9:22pm to commence voting by official ballot on March 13, 2012.

Respectfully submitted,

Jessica Madore, Town Clerk

Official Ballot for the Town of Kensington

For the Town of Kensington, NH at the Annual Town Meeting, March 8, 2011. Should the voter desire to vote for anyone not named on the list, it is their privilege to write in the name of the person(s) they wish to vote for.

Jessica T. Dostie, Town Clerk

Article #1 TO VOTE FOR A PERSON MARK A CROSS (X) AT THE RIGHT OF THE NAME

Selectmen (3 years) Vote for not more than 1

Kevin Rosencrantz	**221**	☐
James P. Thompson	**117**	☐
Richard Powers	**103**	☐
		☐

Tax Collector (1 year) Vote for not more than 1

Carlene Wiggin	**429**	☐
		☐

Town Clerk (1 year) Vote for not more than 1

Jessica Dostie	**404**	☐
		☐

Treasurer (1 year) Vote for not more than 1

		☐

Moderator (2 years) Vote for not more than 1

Harold Bragg	**373**	☐
		☐

Library Trustee (3 years) Vote for not more than 1

Heather Ritter	**392**	☐
		☐

Trustee of Trust Funds (3 years) Vote for not more than 1

James B. Webber	**394**	☐
		☐

Cemetery Trustee (3 years) Vote for not more than 1

Joan Webber	**399**	☐
		☐

Grange Hall Trustee (3 years) Vote for not more than 1

Joan Webber	**385**	☐
		☐

Please turn page and continue voting →

2011 Official Ballot

Write-Ins

Tax Collector:

Sue Cannon	2
Donna Carter	1

Town Clerk:

Dawn Frost	1
Marcia York	1

Treasurer:

Sara Belisle	11
Michael Schwotzer	4
Carol Sargent	3
Dennis Roffman	2
Richard Welsh	1
Richard Bates	1
Jim Webber	1
Richard Powers	1
Bella Tuttle	1
Gary Bonitatibus	1
Carlton Rezendes	1
John Hughes	1
Donna Hall	2
Robert Upton	1

Moderator:

Paul Landry	1
Jim Webber	2
Robert Solomon	1
Andrew White	1

Library Trustee:

Julie Hall	1
Elaine Kaczmarek	1
Marcia York	1

Trustee of Trust Funds:

Grant Carter	1
Harold Bragg	1

Cemetery Trustee:

Nancy Roffman	1

Grange Hall Trustee:

Nancy Roffman	11
Dawn Perry	2

2011 Official Ballot

ARTICLE 2: The purpose of the Steep Slope District Article is to prevent unwise and unsafe land use on slopes in excess of twenty percent (20%) in order to reduce damage to surface water bodies from the consequences of excessive and improper construction activities, erosion, stormwater runoff, or effluent from sewage disposal systems. The ordinance also aims to preserve natural topography, drainage patterns, vegetative cover, scenic views, wildlife habitats, protect unique natural areas as well as to prevent difficult and unsafe street construction, and expensive street maintenance. The addition of this section will promote public health, safety and welfare, preserve the rural character of the Town, and encourage the appropriate and best use of its land.

Article 11 STEEP SLOPES DISTRICT

11.1 Purpose

The purpose of this ordinance is to prevent unwise and unsafe land use on slopes in excess of twenty percent (20%) in order to reduce damage to surface water bodies from the consequences of excessive and improper construction activities, erosion, stormwater runoff, or effluent from sewage disposal systems, and to preserve the natural topography, drainage patterns, vegetative cover, scenic views, wildlife habitats, as well as to protect unique natural areas. The purpose of this ordinance is also to prevent difficult and unsafe street construction, and expensive street maintenance.

11.2 DELINEATION OF REGULATED LANDS

The Steep Slope Conservation District shall comprise all lands in the Town of Kensington with a slope of twenty percent (20%) or greater. The Steep Slope Conservation District (the "District") is an overlay to the requirements of the underlying zoning district. Slopes subject to this ordinance shall be field delineated on a site-specific basis.

This ordinance shall apply to any application for a building permit, a site plan development, or a subdivision which requires or proposes disturbance to land with a slope of twenty percent (20%) or greater.

11.3 AUTHORITY AND ADMINISTRATION

The provisions of this Article are authorized by RSA 674:16, Grant of Power; RSA 674:17, Purposes of Zoning Ordinance; 674:21, I (j), Environmental Characteristics Zoning.

The Building Inspector and/or Planning Board shall not approve any building permit, site plan, or subdivision subject to the terms of this article unless the Planning Board has issued a Conditional Use Permit.

All costs pertaining to the consideration of an application under this ordinance, including but not limited to consultants fees, on-site inspections, environmental impact studies, notification of interested persons, and other costs shall be borne by the applicant and paid prior to the Planning Board's signature of the approved plans or a Building inspector granting of a building permit.

11.4 Definitions

The following definitions are applicable only to this article of the Kensington Zoning and Land Use Ordinance.

Sedimentation: The process by which sediment resulting from accelerated erosion has been or is being transported off the site of the land-disturbing activity and into surface waters or wetlands.

Site Disturbance- Any activity that alters the land surface or removes the vegetative cover from the land surface.

Slope- The degree of deviation of a surface, from the horizontal, measured over a distance; usually expressed in percent as the change in elevation (known as "rise") over a certain horizontal distance (known as "run").

Steep Slope- Slopes having a grade of twenty percent (20%) or greater based on two foot contours analyzed over ten foot vertical intervals prior to cut and fill as measured perpendicular to the slope.

11.5 Description of Steep Slopes District.

The Steep Slope District includes all areas of Kensington with slopes twenty percent (20%) or greater. The slope of the natural terrain shall be determinative of whether or not land is within the district.

11.6 Permitted Uses.

A. Forestry and tree farming using best management practices in order to protect streams from damage and to prevent sedimentation.

B. Wildlife refuges, conservation areas and nature trails.

C. Open Space and outdoor recreation.

D. Agriculture which utilizes Best Management Practices (BMPs)

11.7 Prohibited Uses.

No buildings, structures, driveways, or roads shall be permitted in the Steep Slopes District unless permitted as prescribed in 11.8 below.

11.8 Conditional Use Permit.

A conditional use permit may be granted by the planning board for residential and non residential development on a pre-existing lot of record as of March 2011 that causes less than 7,000 square feet of site disturbance on steep slopes if:

A. the proposed use is consistent with the intent of the ordinance and following receipt of a review and recommendation of the conservation commission and any other professional expertise deemed necessary by the board;

2011 Official Ballot

B. the applicant must demonstrate that no practicable alternatives exist to the proposal under consideration, and that all measures have been taken to minimize the impact that construction activities will have upon the district.

Recommended by the Planning Board

Yes ☐ 268 No ☐ 165

ARTICLE 3: Shall the Town of Kensington raise and appropriate as an operating budget, not including appropriations by special warrant articles and other appropriations voted separately, the amounts set forth on the budget posted with the warrant or as amended by vote of the first session, for the purposes set forth therein, totaling $1,536,513 (one million, five hundred thirty six thousand, five hundred and thirteen dollars)? Should this article be defeated, the operating budget shall be $1,572,059 (one million, five hundred seventy two thousand, and fifty nine dollars), which is the same as last year, with certain adjustments required by previous action of the voters or by law or the governing body may hold one special meeting, in accordance with RSA 40:13, X and XVI, to take up the issue of a revised operating budget only. Note: This warrant article (operating budget) does not include appropriations in any other warrant article.

Selectmen recommend this appropriation

Yes ☐ 380 No ☐ 72

ARTICLE 4: To see if the Town will vote to raise and appropriate the sum of $125,000.00 (one hundred twenty five thousand dollars) to be placed in the Fire Department Equipment Capital Reserve Fund. This fund was established in 1995.

Selectmen do not recommend this appropriation

Yes ☐ 181 No ☐ 279

ARTICLE 5: To see if the town will vote to raise and appropriate the sum of $100,000 (one hundred thousand dollars) for town road reconstruction. This will be a non-lapsing appropriation as per RSA 32:7, VI and will not lapse until December 31, 2012. This appropriation is in addition to Warrant Article 3, the operating budget article.

Selectmen recommend this appropriation

Yes ☐ 305 No ☐ 154

2011 Official Ballot

ARTICLE 6: To see if the Town will raise and appropriate $4,000.00 to cover costs to change the Town Clerk's pay base to $15,000.00 annual salary and an hourly wage of $15/hr for the Deputy Clerk. Currently the Clerks do not receive a salary and receive recording and statutory fees collected and budgeted at $16,000.00 and the Town Clerk receives an annual stipend of $1,500.00. The office hours will remain the same, where the Deputy works and average of 8 hours a week. The change in wages for the clerks would be effective the second billing cycle in March 2011.

Selectmen recommend this appropriation

Yes ☐ 292 No ☐ 161

ARTICLE 7: To see if the municipality will vote to raise and appropriate $2,000.00 (two thousand dollars) to supplement the Kensington Recreation budget of 2011 in order to provide recreational activities throughout the year promoting community involvement.

Selectmen recommend this appropriation

Yes ☐ 257 No ☐ 193

ARTICLE 8 : To see if the municipality will vote to authorize 25% of the Land Use Change Tax collected pursuant to RSA 79-A:25 to be deposited into the existing Conservation Fund in accordance with RSA 36-A:5, III, as authorized by RSA 79-A:25, II. If adopted this article shall take effect April 1, 2011, and shall remain in effect until altered or rescinded by a future vote of the town meeting. (Majority vote required).

Yes ☐ 182 No ☐ 261

ARTICLE 9: We, the undersigned being duly registered voters of the Town of Kensington, NH hereby submit the following petition to the Selectmen for inclusion on the warrant of the 2011 Annual Meeting. To see if the voters will agree to require the Chief of Police of the Town of Kensington, NH to reside within thirty miles of Kensington, NH. The current Chief of Police can not be required to relocate under State of New Hampshire constitution article 32. Future police chiefs would be required to reside within thirty miles of Kensington within one year of hire.

Yes ☐ 321 No ☐ 125

Budget Comparison

PURPOSE OF APPROPRIATION	2009 Approp.	2009 Expend.	2010 Approp.	2010 Expend.	2011 Approp.	2011 Expend.
Executive	72,248	61,281	72,433	61,732	48,164	42,714
Election, Registration, Vit. Stat	24,500	23,296	27,000	26,290	25,075	23,752
Financial Administration	76,470	72,110	72,385	70,138	80,643	79,662
Legal Expense	45,000	66,017	45,000	12,096	29,000	7,902
Personnel Administration	111,127	138,709	145,822	159,323	160,904	169,888
Planning and Zoning	11,495	12,480	14,621	15,653	14,657	14,078
General Government Buildings	25,000	7,576	25,000	59,271	27,782	43,140
Cemeteries	14,550	14,527	13,765	13,322	14,400	13,602
Insurance	40,268	36,218	42,051	37,460	41,093	40,313
General Government Operations	26,000	18,383	25,500	27,092	28,151	31,177
PUBLIC SAFETY						
Police Department	394,895	389,681	386,062	383,566	365,510	365,448
Fire Department	100,300	100,091	99,900	100,239	100,700	100,598
Building Inspection	14,000	1,681	11,000	1,976	6,500	5,480
Emergency Management	1,320	1,340	1,189	440	1,000	200
HIGHWAYS, STREETS & BRIDGES						
Highways and Streets	207,900	196,310	203,980	183,705	203,980	182,532
Street Lighting	1,500	1,398	2,000	1,267	1,500	1,585
SANITATION						
Solid Waste Collection	87,700	87,949	87,700	87,700	89,900	89,350
Solid Waste Disposal	50,000	43,958	65,000	43,889	54,000	45,924
Administration-Solid Waste	2,825	2,825	2,875	2,880	2,625	2,626
HEALTH						
Administration	150	108	150	200	150	100
Pest Control	25,029	25,814	25,780	25,780	24,029	24,029
WELFARE						
Direct Assistance	5,000	580	5,000	610	5,000	906
CULTURE AND RECREATION						
Parks and Recreation	24,600	16,288	20,780	29,412	43,780	41,489
Library	100,574	86,716	96,808	93,025	95,273	90,766
CONSERVATION						
Administration	550	225	350	400	495	460
DEBT SERVICE						
Principal-Bond Debt.	39,195	39,195	40,000	40,000	40,000	40,000
Interest-Bond Debt	38,078	38,078	32,963	33,763	32,200	32,163
Other-TAN	1	0	1	0	1	0
TOTAL BUDGET	**1,540,275**	**1,482,834**	**1,565,115**	**1,511,229**	**1,536,513**	**1,489,884**
Emergency Funding-Town Hall	150,000	173,318				
	1,690,275	**1,656,152**				
	WARRANT ARTICLES					
Road Recon.	200,000	200,000	Road Rec. 100,000	99,991	Road Rec 100,000	98,258
BOS Salaries			Rec Dept 3,220	2,863	Rec. Dep 2,000	1,984
Kimball Bond			Spraying 5,000	4,150	Clerk 4,000	4,000
Total Warrant Articles	200,000	200,000	108,220	107,004	106,000	104,242
TOTAL APPROPRIATIONS	**1,890,275**	**1,856,152**	**1,673,335**	**1,618,233**	**1,642,513**	**1,594,126**
			115,000	Settlement funds no impact to taxes		
			1,788,335		1,642,513	
Payments to KES		2,406,792		2,389,731		2,507,062
Payments to Exeter Co-op		2,411,071		2,551,984		2,554,113
Payments to Rockingham County		317,131		326,731		327,942
TOTAL EXPENSES	**1,740,275**	**6,991,146**	**1,673,335**	**6,886,679**	**1,642,513**	**6,983,243**

2011 Income Report

ORDINARY INCOME

3040 (TAX LIENS REDEEMED)		
3040-1·PreviousYr	33,109.71	
3040-2·PrevTaxLienRedemption	34,462.10	
3040-3·PreviousYears	25,400.85	
Total3040(TAXLIENSREDEEMED)		92,972.66
3051(OVERPAYMENTOFPROPERTYTAX)		
3051-1·PrevYrsOverpayment		
	236.61	
3051(OVERPAYMENTOFPROPERTYTAX)-Other	5,806.99	
Total3051(OVERPAYMENTOFPROPERTYTAX)		6,043.60
3110(PROPERTYTAXES)		
3110-1·PrevYrsPropTaxes		
	336,564.56	
3110(PROPERTYTAXES)-Other	6,124,215.63	
Total3110(PROPERTYTAXES)		6,460,780.19
3120·CUTAXLIENRELEASE		2,054.00
3185·TIMBERTAX		1,483.88
3187·GRAVELTAX		192.06
3190·PROPERTYTAXINTEREST		
3190-1PrevYrsInterest	14,535.13	
3190-2-1PreviousYears	3,344.55	
3190-2-2PrevYrsTaxLienInt&cost	6,712.14	
3190-2-3PreviousYears	9,578.19	
3190-4cutlint/pen	18.29	
3190·PROPERTYTAXINTEREST-Other	5,416.59	
Total3190·PROPERTYTAXINTEREST		39,604.89
3210·BUSINESSLICENSEANDFEES		5.00
3220·MOTORVEHICLEPERMITS		
3220-A·ElectronicDeposit	11,602.00	
3220·MOTORVEHICLEPERMITS-Other	366,107.75	
Total3220·MOTORVEHICLEPERMITS		377,709.75

2011 Income Report

3230·BUILDINGPERMITS		8,156.00
3290·LICENSES,PERMITSANDFEES		
3290-1·VitalRecords	640.00	
3290-2·MarriageLicense	450.00	
3290-3·Titles	914.00	
3290-4·Decals	7,902.50	
3290-4A·DecalsElectronic	167.50	
3290-5·UCCS	525.00	
3290-7·PlanningBoardFees	660.78	
3290-8·ZoningBoardofAppeals	656.78	
3290-11·DogLicenses	3,202.50	
3290-13·FranchiseFee	21,768.84	
Total3290·LICENSES,PERMITSANDFEES		36,887.90
3352·ROOMS&MEALS		94,867.89
3353·HIGHWAYBLOCKGRANT		55,104.17
3359·REVFROMSTATEGOVERNMENT		5,559.31
3401·INCOMEFROMDEPARTMENTS		
3401-5·PoliceDeptIncome	786.02	
3401-6·PistolPermits	530.00	
3401-7·AccidentReports	405.00	
3401-8·WitnessFees	422.55	
3401-17·CourtOrderedReimb	50.00	
Total3401·INCOMEFROMDEPARTMENTS		2,193.57
3404·SOLIDWASTE		
3404-A·Stickers		
	12,224.00	
3404-B·Recycling	30.00	
Total3404·SOLIDWASTE		12,254.00
3502·INTERESTONINVESTMENTS		948.68
3503·RENTALOFTOWNPROPERTY		150.00
3504·FINESANDPENALTIES		
3504-1·AnimalViolationTickets	1,016.67	
3504-2·StateRegistry	30.00	

2011 Income Report Cont.

Total3504·FINESANDPENALTIES			1,046.67
3509·REVENUE/MISCSOURCES			
3509-1·Checklists	105.00		
3509-2·Miscellaneous	3,748.57		
3509-5·Photocopies	626.85		
Total3509·REVENUE/MISCSOURCES			4,480.42
TotalIncome		7,202,494.64	
NetOrdinaryIncome		7,202,494.64	
NetIncome		**7,202,494.64**	

2011 Payments

Abatements

Allan L Klein	334.59
Charles Mabardy	19.50
Clare S Hsieh	46.81
David and Mary Berry	95.30
Lillian and Donald Lockhart	20.88
Total	517.08

Treasurer- Salary

Sara Belise	1,000.00
Michael A. Schwotzer-Deputy	200.00
	1,200.00

Roads

Buxton, David W- Salary	14,000.00

Health Officer

Karl Singer	100.00

Administrative Assistant

Bonnitatibus, Lynne	27,432.00

Assessing Clerk/Bookkeeper

Kathleen T Felch	27,883.80

Fire Department

Andrews, John	2971.28
Andrews, Robert S	542.83
Arthur, Steven Jr.	5080.00
(stipend & safety committee)	

Elections

Bannister, Jane	14.50
Belisle, Sara	14.50
Bent, Patricia	261.00
Bragg, Harold	225.00
Boswell, Della	87.00
Carter, Donna	126.88
Delsesto, Michael	18.13
Frost, Dawn	316.51
Farley, Sean	14.50
Felch, Dorothy	87.00
Heal, Gordon	18.13
Merrill, Peter and Janet	36.26
Osmon-Culver, Janet	39.88
Parsons, Clarrisa	264.63
Perrault, Lisa	14.50
Solomon, Mary Jane	217.50
Tuttle, Arabella	94.26
Whitney, Joan	14.50
Wiggin, Carlene	47.13
Willoughby, Harriett	174.00
Total:	2,085.81

Tax Collector

Carlene Wiggin -	12,999.98

Reimbursement for Gas

Lorraine Hale	352.00

2011 Payments Cont.

Bannister, Paul	$	3228.41
Farley, James	$	4,342.64
Farley, Sean	$	799.96
Felch, Alfred	$	1,142.80
Felch, Franklin	$	742.82
Felch, Travis	$	685.68
Fixler, Elliot	$	1,685.63
Heal, Gordon	$	942.81
Kimball, Mark	$	4,914.04
Kuegel, Peter	$	685.68
LeBlanc, Charles-	$	7,127.50
MacDougall, Scott	$	1,171.37
Mattin, Claire	$	942.81
Morin, Michael	$	2,085.61
Osswald, Wesley	$	657.11
Parsons, Criss	$	1,314.22
Phifer, Amanda	$	657.11
Simmons Jr., James	$	1,571.35
Smith, Dennis	$	4,856.90
Upton, Robert	$	2,535.60
TOTAL FIRE DEPARTMENT:	$	50,684.16

Police Deptment

Cain, Scott-Officer	49,582.45
George, Dustin	1,052.50
Gorski, Dennis-Officer	22,902.97
Hersey, David- Officer	6,140.00
Juli Noyes- Mileage	370.59
O'Sullivan, Jeremiah	30,545.90
Capozzi-Gorski, Toni-Ann	36,744.80
Sanders, Scott-Officer	52,872.75
Sheehan, Wayne-Chief	59,638.34
Wrobleski, Joshua- Officer	19,558.00
Young, Eric Officer	23,178.89
TOTAL POLICE DEPT.	302,587.19

Madore, Jessica Town Clerk		13,799.00
Frost, Dawn Deputy		6,211.15
TOTAL TOWN CLERK:	$	20,010.15

Donovan, Dana	$	6,067.59
Hunt-Brackett, Jane	$	3,124.00
Myers, Lindsey	$	12,156.48
Powers, Christine	$	756.25
Szarmach, Janet	$	32,760.00
TOTAL LIBRARY:		54,864.32

Andreasse, Morgan	$	200.00
Covey, Cara	$	1,186.00
Finerty, Tucker	$	360.00
Greenwood, Emily	$	1,306.00
Plourde, Kelsey	$	2,938.26
St. Martin, Elizabeth	$	4,471.68
TOTAL SUMMER CAMP:	$	10,461.94

Greenwood, Mollie	$	132.00
Steeves, Terrie	$	3,474.60
TOTAL CONCESSIONS:	$	3,606.60

Kensington Public Library	$	36,264.52
Kensington School District	$	2,507,062.00

Juli Noyes		
ACO/Fire Dept./Detail	$	17,079.01

Batchelder, Brian	$	5,416.04
Lorraine M. Hale-	$	13,003.00
TOTAL MAINTENANCE	$	18,419.04

Russell Perry	$	1,500.00
Stefanie Johnstone	$	1,500.00
Kevin Rosencrantz Sr.	$	1,500.00
TOTAL SELECTMEN:	$	4,500.00

2011 Town Expenses

OrdinaryIncome/Expense	
Expense	
4130·EXECUTIVE	
4130AAS·AdministrativeAsst'sSalary	25,897.50
4130D&S·Dues&Subscriptions	2,210.81
4130-LA·LegalAdvertisements	1,133.25
4130-OE·OtherExpenses	423.06
4130SOC·SocialServices	7,492.00
4130-SS·Selectmen'sSalary	4,500.00
4130·EXECUTIVE-Other	1,057.50
Total4130·EXECUTIVE	42,714.12
4140·ELECTION/REGISTRATION/VITALREC	
4140-EE·ElectionExpenses	3,755.38
4140TCE·TownClerk'sExpenses	2,975.80
4140TCF·TownClerk'sFeesPayable	8,552.15
4140TCM·TownClerk'sMeetings	912.00
4140TCO·PC&OfficeEquipment	306.78
4140TCS·TownClerk'sSalary	11,250.00
Total4140·ELECTION/REGISTRATION/VITALREC	27,752.11
4150(FINANCIALADMINISTRATION)	
4150-E·AssessingExpenses/Postage	601.26
4150ACS·AssessingClerk'sSalary	27,883.80
4150AS·AssessingServices	17,812.00
4150ASP·AssessingSupplies&Expenses	361.94
4150AUD·AuditingServices	11,340.00
4150D&S·Dues&Subscriptions	20.00
4150-ov·Overdraft(OVERDRAFTFEEFROMBANK)	78.00
4150SS·SoftwareSupport	1,686.89
4150TCE·TaxCollector'sSupplies&Exp.	1,893.03
4150TCM·TaxCollector'sMeetings	584.94
4150TCS·TaxCollector'sSalary	12,999.98
4150TM·TaxMapUpdate	3,200.00
4150TS·Treasurer'sSalary	1,200.00
Total4150(FINANCIALADMINISTRATION)	79,661.84
4153(LEGALEXPENSES)	
4153-C·Comcast	300.00
4153-CD·Delisio	30.00
4153-E·Executive	7,197.50
4153-P·Planning/Zoning	269.50
4153PK·PKuegel	105.00
Total4153(LEGALEXPENSES)	7,902.00

2011 Town Expenses

4155(PERSONNELADMINISTRATION)	
4155D·ST&LTDisability	765.73
4155-PT·PayrollTax	29,651.43
4155-PS·PayrollService	1,241.00
4155-RS·RetirementSystem	36,763.00
4155-HI·HealthInsurance	101,467.38
Total4155(PERSONNELADMINISTRATION)	169,888.54
4191(PLANNING&ZONING)	
4191BSO·Books,Supplies,Other	390.45
4191CRC·CircuitRiderContract	8,194.99
4191-H·Hearings	1,680.61
4191-M·Misc	1,850.15
4191RPC·RockinghamPlanningCommDues	1,962.00
Total4191(PLANNING&ZONING)	14,078.20
4194(GENERALGOV.BUILDINGS)	
4194THM·TownHallMaintenance	2,788.94
4194A·AllGov'tBuildings(ALLTOWNBUILDINGS)	10,818.77
4194-W·Wage	7,068.12
4194-T·Trailers	22,044.32
4194-O·Other	420.30
Total4194(GENERALGOV.BUILDINGS)	43,140.45
4195·CEMETERY	
4195-EM·EquipmentMaintenance	137.49
4195-F·Fuel	176.00
4195-FP·FenceMaintenance	137.00
4195-RM·RoadMaintenance	70.50
4195-SM·StoneMaintenance	2,020.00
4195-TM·TreeMaintenance	1,050.00
4195-W·Wages	10,011.00
Total4195·CEMETERY	13,601.99
4196(INSURANCE)	
4196PLI·Property/LiabilityIns	25,427.36
4196-UI·UnemploymentIns	500.00
4196-WC·Workmen'sCompIns	14,385.40
Total4196(INSURANCE)	40,312.76
4199(GENERALGOV.OPERATIONS)	
4199-·UT	5,528.30
4199-M·Miscellaneous	1,779.33
4199OCS·Office/CompEquipment/Software	9,594.24
4199-S·Supplies	1,527.21

2011 Town Expenses

4199-U·Utilities	12,748.04
Total4199(GENERALGOV.OPERATIONS)	31,177.12
4210(POLICE)	
4210-AC·AnimalControl	2,322.98
4210-CL·CruiserLease	13,719.25
4210-CM·CruiserMaint.	9,356.84
4210-CO·CallOut/Overtime	20,260.14
4210-E·Equipment	8,193.63
4210-F·Fuel	13,536.74
4210-OE·Operations/Support	20,191.41
4210-P·Prosecutor	12,425.00
4210-S·Salaries	219,308.95
4210-SS·StaffSupport	36,185.64
4210-T·Training	5,140.30
4210TLI·TermLifeIns	110.00
4210-U·Uniforms	4,606.74
4210-WF·WitnessFees	90.00
Total4210(POLICE)	365,447.62
4220(FIREDEPARTMENT)	
4220ADS·AdministrativeSupport	1,055.00
4220ARR·Amb.Equip.Replace&Repair	1,070.59
4220AS·Amb/Rescuesupplies	2,965.92
4220AT·AmbulanceTraining	1,838.00
4220BR·BuildingRepair	99.03
4220E·Electricity	2,485.74
4220ERR·Equip-Repair&Replace	4,631.55
4220F·Fuel/Heat	3,445.78
4220FT·FireTraining	2,069.00
4220M·Miscellaneous	1,654.64
4220NE·NewEquipment	10,237.92
4220P·Phones	3,322.02
4220P&R·Pager&Radio-Repair&Replace	970.00
4220PLT·Pump/LadderTesting	430.00
4220S·Salaries	49,998.00
4220S&D·Subscriptions&Dues	1,729.61
4220SCB·SCBARepair&Replace	1,364.75
4220TEU·TurnoutEquip&Uniforms	3,616.25
4220VF·VehicleFuel	1,550.46
4220VR·VehicleRepair	6,063.31
Total4220(FIREDEPARTMENT)	100,597.57

2011 Town Expenses

4240(BUILDINGINSPECTION)		
4240-S·Supplies	59.00	
4240SBI·BuildingPermits	5,421.15	
Total4240(BUILDINGINSPECTION)		5,480.15
4290(EMERGENCYMANAGEMENT)		
4290-P·Phone	200.66	
Total4290(EMERGENCYMANAGEMENT)		200.66
4312(HIGHWAYS&STREETS)		
4312-SD·SpecialDetails/Flaggers(SpecialDetails/Fla...	955.39	
4312BTR·Brush&TreeRemoval	14,760.00	
4312CRR·CulvertRepair/Replacement	1,300.00	
4312DSW·Ditching&ShoulderWork	2,213.90	
4312-HS·HighwayShed(Mat,Supplies,etc)	1,388.99	
4312-LR·LoaderRental	5,000.00	
4312-M·Misc(StormCleanupetc)	15,411.00	
4312-P·Patching	15,295.00	
4312-PS·Plowing/Sanding	78,635.00	
4312-RM·RoadsideMowing	3,900.00	
4312-RS·RoadSigns-Repair&Replace	1,827.19	
4312-SS·SandandSalt	26,406.89	
4312-U·Electricity	1,439.04	
4312-W·Wages	14,000.00	
Total4312(HIGHWAYS&STREETS)		182,532.40
4316·STREETLIGHTING		1,585.32
4321·ADMINISTRATION		2,626.00
4323(SOLIDWASTECOLLECTION)		
4323-RC·Recycling	32,024.94	
4323SWC·SolidWasteCollection	57,324.99	
Total4323(SOLIDWASTECOLLECTION)		89,349.93

2011 Town Expenses

4324 · SOLID WASTE DISPOSAL	
4324RCD · Recycling Disposal	**486.82**
4324SWD · 4324 Solid Waste Disposal	**45,437.20**
Total 4324 · SOLID WASTE DISPOSAL	**45,924.02**
4411 · ADMINISTRATION-HEALTH	100.00
4414 · PEST CONTROL	24,029.00
4442 · WELFARE, DIRECT ASSISTANCE	905.20
4520 (PARKS & RECREATION)	
4520SP · Sawyer Park (Sawyer Park)	34,825.00
4520-GM · General Maintenance	3,000.00
4520-SE · Special Events	3,664.31
Total 4520 (PARKS & RECREATION)	41,489.31
4550 (LIBRARY)	
4550-OE · Operating Expenses	36,269.52
4550-P · Payroll	54,496.29
Total 4550 (LIBRARY)	90,765.81
4611 · CONSERVATION	460.00
4711 (Principal-payment & retirement of long term bonds...	40,000.00
4721 · interest pd on long term loan	32,162.50
4810 · Prop tax refunds, abatements	
4810-1 · Interest on abatements	15.02
4810 · Prop tax refunds, abatements - Other	8,864.40
Total 4810 · Prop tax refunds, abatements	8,879.42
4811 · Motor vehicle reg refunds	68.00
4820 · Taxes bought by Town	116,478.85
4931 · Payments to Rock. County	327,942.00
4933 · Payments to School Dist	
4933-E · Exeter Region Coop	2,554,113.00
4933-K · Kensington School District	2,507,062.00
Total 4933 · Payments to School Dist	5,061,175.00
Total Expense	7,008,427.89
Net Ordinary Income	-7,008,427.89
Net Income	**-7,008,427.89**

2011 Vendor Payments

2-Way Communications Service, Inc	4,972.33
AC & C Conference	0.00
Accurate Title	162.00
ADT Security Services Inc.	1,038.68
Al's Automotive Service Center	1,000.00
Ally Financial Inc.	7,466.10
Alpha Locksmith	124.00
Amelia Larson	36.00
Anco Signs and Stamps	40.45
Aran Trading, LTD	2,850.00
ArcSource Inc	284.68
Arjay Ace Hardware	766.80
Arthur F. Wiggin, Jr.	301.00
Atlantic Trucking Materials Division	70.50
Avitar Associates Of N E Inc	22,745.62
B & S Disposal	174,288.83
Batchelder-reimbursement, Brian D	15.95
Beal's Associates PLLC	1,262.59
Belisle & Son Timber Log & Hardwood	570.00
Bell & Flynn Inc	25,602.00
Ben's Uniforms	3,949.98
Bergeron Protective Clothing	3,325.56
BFI Hooksett	486.82
Blue Ribbon Dry Cleaners Inc	1,425.75
Bound Tree Medical	719.77
Brian Kenerson	15.50
Buxton Oil Co. Inc.	3,238.31
C P Building Supply Inc	353.74
Cameron Office Products	5,995.00
Capital One Bk (USA) NA	5,223.74
Carlene Wiggin, Reimbursement	1,625.12
Center for Occupational & Empl Health	437.50
Charles Leblanc-Reimbursement	120.84
Child And Family Services	1,000.00
Citizens Bank-Credit Card	3,450.61
COMCAST	2,284.51
Community Events LLC	400.00
Computer Hut	130.09
COMSTAR	1,338.61
Country Brook Cafe	84.93
CPI Printing Services	68.36
CRIMESTAR	1,400.00
Crystal Rock LLC	12.95
David Buxton-driveway permits	300.00
Dawn Perry-Reimbursement	326.30
Deluxe for Business	228.55
Dennis W Smith-Reimbursement	239.00
DM Construction	5,233.33
Domain Registry of America	105.00
Donahue, Tucker & Ciandella PLLC	7,937.00
Donna Carter-Reimbursement	160.00
Down To Earth Landscapes	38,125.00
EarthLlnk Inc	265.40
Emergency Medical Products, Inc	1,838.35
Exeter Hospital	45.00
Exeter Hospital- EMS Education	750.00
Exeter Region Cooperative School District	2,554,113.00
Exeter Rent-All Inc.	506.40
FairPoint Communications	3,317.76
Fallon	492.84
Fire Tech & Safety Of N E	6,729.79
Ford Motor Credit Company	6,253.15
FPL Energy	485.00
GC/AAA Fence Company	1,224.00
Genworth Life And Annuity Insurance Co	110.00
George J Foster & Co., Inc.	1,388.63
Glenn Ritter-reimbursement	57.60
Granite State Minerals	14,781.89
Grant, Bill- building inspections	5,421.15
Gravestone Services of New England	4,000.00
Hazmat Safety Eqpt. Sales	132.56
Howard P Fairfield, LLC	410.00
Howell Rescue Systems, INC.	2,835.10
HRS Management Consulting	9,600.00
Hudson Light & Power Dept.	18.00
Hurlbert Toyota	609.69
IACP	240.00
IDS	199.18
Infinite Imaging	362.00

2011 Vendor Payments

Information Management Corporation	540.00
Interstate Arms Corp.	220.16
Interstate Emergency Unit	150.00
J G B Electric	6,090.00
JAM Trucking-refund	48.14
James Farley- Reimbursement	532.53
James R Rosencrantz	847.49
James Webber-refund	180.00
Jason K. Fox	12,935.00
Jayson J Driscoll-refund	43.00
Jeremiah J O'Sullivan	9,275.00
Jessica Dostie-Reimbursement	65.60
Jessica Madore	99.00
Jessica T. Dostie	224.00
Jessica T. Dostie- Reimbursement	811.63
JJR Holding Company, LLC	33.70
John E Reid and Associates Inc	420.00
Kathleen Felch-reimbursement	36.95
Kathleen Felch- Reimbursement	144.97
Katim, Inc.	16.35
Kelsea Larson	36.00
Kensington Autoworks, LLC	5,012.28
Kensington Sawyer Trust	500.00
Land & Boundary Consultants, Inc.	25.00
LexisNexis Matthew Bender	1,209.47
LGC Health Trust, LLC	96,627.84
LGC Property-Liability Trust LLC	25,427.36
Lifesavers, Inc.	134.10
Local Government Center, Inc	35.00
Lowe's Business Account	1,907.33
Lynne Bonitatibus-Reimbursement	489.74
Matrix Paving and Excavating	600.00
Melvin G Armstrong, III	13.50
Michael A. Schwotzer-reimbursement	850.60
Michael Morin-reimbursement EMT	445.00
Midway Oil	1,675.98
Millwrights Construction LLC	14,872.50
Milton Mardirosian	52.16
MOTORTOWN	73.85
Motortown Auto Parts	26.81
Mr Copy, LLC	258.00
Municipal Pest Management Services Inc	24,029.00
N E Assoc of Chiefs of Police, Inc	60.00
Nartiff Chimney Services, LLC	275.00
NESPIN	50.00
New England Barricade Co	1,009.03
New England Emergency Equipment	929.75
New England Health Solutions	195.00
New England Ladder Testing Co. LLC	430.00
New Hampshire Bar Association	430.00
NH Assoc. 0f Chiefs of Police Inc	100.00
NH Assoc. Of Assessing Officials	20.00
NH Assoc. Of Conservation Commissions	460.00
NH Assoc. Of Fire Chiefs Inc.	75.00
NH Retirement System	36,971.26
NH State Firemen's Association	580.00
NHBA Court Fees Service	210.00
NHCTCA	80.00
NHMA	1,758.87
NHSPCA	375.00
NHTCA	70.00
Northeast Emergency Apparatus LLC	6,567.27
Northeast Shade Tree	1,050.00
Oce Imagistics Of ME & NH	303.47
One Stop Business Centers	250.16
Palladino, Jerome J	35.00
Pamela P Huebner	13.20
Paul Bannister- Reimbursement	70.00
Paul Steeves-Reimbursement	244.30
PearLco LLC	522.50
People's United Bank	72,162.50
Pfeifer, Andrew & Victoria	10.77
Physio-Control Inc	777.92
Poland Spring Water Co.	292.90
Postmaster	1,418.40
Price Digests	129.00
PRIMEX	14,909.00
Property Protection Monitoring	174.00

2011 Vendor Payments

Purely Organic	1,026.00
QUILL CORPORATION	346.18
RCKC	60.00
Red Jacket Mountain View	920.00
Registrar Of Deeds	74.64
Registry Of Deeds	26.00
Richie McFarland Children's Center	1,200.00
Riley's Sport Shop Inc	361.07
Robbins Auto Parts	218.92
Rochester Police Department	50.00
Rock Daddys, LLC	1,000.00
Rockingham Community Action Program, Inc	1,227.00
Rockingham County Conservation District	710.00
Rockingham County Registry of Deeds	90.32
Rockingham County Sheriff's Department	918.00
Rockingham County Treasurer	327,942.00
Rockingham Nutrition & Meals On Wheels	515.00
Rockingham Planning Commission	11,771.99
Rx Outreach	195.00
S&S Communications LLC	1,000.00
Sally Jancewicz	13.50
Sam's Club	4,286.62
Seacare Health Services	2,000.00
Seacoast Chief Fire Officers Assoc.	654.61
Seacoast Chief Fire Officers Mutual Aid	270.00
Seacoast Hospice	0.00
Seacoast Mental Health Center	1,000.00
Seacoast Tree Care	12,095.00
Sexual Assault Support Services	550.00
Solomon, Robert	39.00
Source4	35.65
SRRD 53B	2,626.00
Staples Credit Plan	3,127.01
State Of New Hampshire	1,284.00
Steven Arthur Jr.- Reimbursement	65.29
StopTech	415.90
Stryker Medical	153.55
Sullivan Tire	592.39
Susan C Armstrong	1,413.74
Taunton Municipal Lighting Company	402.00
Tax Collector, Town Of Kensington	5,532.10
Techprint Inc	1,804.85
The Boston Globe	483.00
The Country Press, Inc.	1,171.93
The Irwin Zone	113.95
Timothy Riel Consulting	1,250.00
Top Notch Apparel	393.00
Town of Kensington_	116,478.85
Treasurer State Of New Hampshire	2,010.00
Treasurer State of NH- PD	60.00
Treasurer, State of New Hampshire-Fuel	13,536.74
Treasurer, State of NH- Dog Yearly	1,290.00
Treasurer, State of NH- Notary	5.00
Treasurer, State Of NH -Vital Rec	889.00
Tri-State Striping, Inc.	400.00
Tri State Fire Protection LLC	1,445.03
Turner EMS Solutions	275.00
Union Leader Corporation	275.92
Unitil	12,667.56
Unitil-PA	176.57
Us Arena Supply	300.00
USA Tools	125.00
Vachon, Clukay & Co, PC	11,340.00
Verizon Wireless	5,330.98
Victory Fuel, Inc.	7,413.86
W.H. Demmons, INC.	1,802.00
Walgreens	405.88
Waste Management of Turnkey Landfill	43,632.35
William & Linda Zammer	34.89
Williams Scotsman Inc.	15,344.55
Wood Wrights, INC	48.79
Worcester County Police Equipment, Inc.	1,187.00
	3,927,450.41

Kimball Farm Bond Schedule

Amount of Loan to be Paid: $754,195.00 Premium: $23,768.00 Total Proceeds: $777,963.00

Debt Year	Period Ending	Principal Outstanding	Principal	Rate	Interest	Total Payment	Calendar Year Total Payment
1	2/15/2009				20,413.06	20,413.06	
	8/15/2009	754,195.00	39,195.00	4.000%	17,665.15	56,860.15	77,273.21
2	2/15/2010				16,881.25	16,881.25	
	8/15/2010	715,000.00	40,000.00	4.000%	16,881.25	56,881.25	73,762.50
3	2/15/2011				16,081.25	16,081.25	
	8/15/2011	675,000.00	40,000.00	5.000%	16,081.25	56,081.25	72,162.50
4	2/15/2012				15,081.25	15,081.25	
	8/15/2012	635,000.00	40,000.00	5.000%	15,081.25	55,081.25	70,162.50
5	2/15/2013				14,081.25	14,081.25	
	8/15/2013	595,000.00	40,000.00	5.250%	14,081.25	54,081.25	68,162.50
6	2/15/2014				13,031.25	13,031.25	
	8/15/2014	555,000.00	40,000.00	5.250%	13,031.25	53,031.25	66,062.50
7	2/15/2015				11,981.25	11,981.25	
	8/15/2015	515,000.00	40,000.00	5.250%	11,981.25	51,981.25	63,962.50
8	2/15/2016				10,931.25	10,931.25	
	8/15/2016	475,000.00	40,000.00	5.250%	10,931.25	50,931.25	61,862.50
9	2/15/2017				9,881.25	9,881.25	
	8/15/2017	435,000.00	40,000.00	5.250%	9,881.25	49,881.25	59,762.50
10	2/15/2018				8,831.25	8,831.25	
	8/15/2018	395,000.00	40,000.00	5.250%	8,831.25	48,831.25	57,662.50
11	2/15/2019				7,781.25	7,781.25	
	8/15/2019	355,000.00	40,000.00	5.000%	7,781.25	47,781.25	55,562.50
12	2/15/2020				6,781.25	6,781.25	
	8/15/2020	315,000.00	35,000.00	4.125%	6,781.25	41,781.25	48,562.50
13	2/15/2021				6,059.38	6,059.38	
	8/15/2021	280,000.00	35,000.00	4.125%	6,059.38	41,059.38	47,118.76
14	2/15/2022				5,337.50	5,337.50	
	8/15/2022	245,000.00	35,000.00	4.250%	5,337.50	40,337.50	45,675.00
15	2/15/2023				4,593.75	4,593.75	
	8/15/2023	210,000.00	35,000.00	4.250%	4,593.75	39,593.75	44,187.50
16	2/15/2024				3,850.00	3,850.00	
	8/15/2024	175,000.00	35,000.00	4.250%	3,850.00	38,850.00	42,700.00
17	2/15/2025				3,106.25	3,106.25	
	8/15/2025	140,000.00	35,000.00	4.375%	3,106.25	38,106.25	41,212.50
18	2/15/2026				2,340.63	2,340.63	
	8/15/2026	105,000.00	35,000.00	4.375%	2,340.63	37,340.63	39,681.26
19	2/15/2027				1,575.00	1,575.00	
	8/15/2027	70,000.00	35,000.00	4.500%	1,575.00	36,575.00	38,150.00
20	2/15/2028				787.50	787.50	
	8/15/2028	35,000.00	35,000.00	4.500%	787.50	35,787.50	36,575.00
			754,195.00		356,065.73	1,110,260.73	1,110,260.73

2011 Social Service Appropriations

*Included in Executive Budget as a line item Services Provided in 2011

7/25/2011		Seacoast Mental Health Center					
		2010- request		$1,000			
		2011- request		$1,000			
		2012- request		$1,000			
	2011	51 residents served	338 hrs. of service				
8/11/2011		Rockingham Nutrition & Meals on Wheels Program					
		2010- request		$515			
		2011- request		$515			
		2012- request		$520			
	2011	13 residents served	1,317 meals				
8/29/2011		Child and Family Services					
		2010- request		$1,000			
		2011- request		$1,000			
		2012- request		$1,000			
	2011	4 individuals served and 32 hrs. of service.					
10/31/2011		Rockingham Community Action					
		2010- request		$1,227			
		2011- request		$1,227			
		2012 request		$1,327			
8/1/2011		SeaCare Health Services (formerly Seacoast Health Net)					
		2010-request		$2,000			
		2011- request		$2,000			
		2012- request		$2,000			
	2011	26 residents received care this past year					
8/4/2011		Richie McFarland Children's Center					
		2010- request		$1,200			
		2011- request		$1,200			
		2012- request		$600			
	2011	2 families served last year.					
6/29/2011		Sexual Assault Support Services					
		2010-request		$550			
		2011- request		$550			
		2012- request		$550			
		Crisis services, 24 hr. hotline and educational programs					

2011 Rec. Revolver All Accounts

January - December 2011

Income		
3503 (Permits for Sawyer Park)		
3503-1 Field Rentals (Field Rentals)	12,257.50	
3503-2 User Fees (User Fees)	1,265.00	
3503-3 Other (Other)	14,830.65	
3503-4 Concession Stand (Concession Stand)	13,077.45	
3503-5 · Field Usage Lights	1,500.00	
Total 3503 (Permits for Sawyer Park)		42,930.60
3508 (Contributions and Donations)		
3508-3 Events (Events)	766.00	
3508-2 · Donations		
3508-2R · Donations Recreation	2,500.00	
3508-2 · Donations - Other	8,000.00	
Total 3508-2 · Donations	10,500.00	
3508-2W · Fireworks	4,950.00	
Total 3508 (Contributions and Donations)		16,216.00
3509 (Misc. Income)		
3509-1 · Programs		
3509-1AP Athletic Programs	221.00	
3509-1SB Softball	9,350.00	
3509-1SC Summer Camp	18,122.00	
3509-1SK Ski Trips (Ski Trip)	5,870.00	
Total 3509-1 · Programs	33,563.00	
Total 3509 (Misc. Income)		33,563.00
Total Income	**92,709.60**	
Gross Profit		**92,709.60**
Expense		
4521 (Utilities)		
4521E · Electricity	4,585.93	
4521P · Phones	373.31	
Total 4521 (Utilities)	4,959.24	
4522 (Park Maintenance)		
4522G General maintenance	19,192.62	
4522I-Irrigation (Irrigation)	1,183.90	
4522T-Turf Care (Turf Care)		
4522T1-Field Supplies (Field Supplies)	63.75	
4522T-Turf Care (Turf Care) - Other	6,754.00	
Total 4522T-Turf Care (Turf Care)	6,817.75	
Total 4522 (Park Maintenance)	27,194.27	

2011 Rec. Revolver All Accounts Cont.

4523-Supplies (Supplies)		520.86	
4524 (Equipment)			
4524ER · Equipment Recreation			169.00
4525 (Licenses)			
4525H · Health		225.00	
4525W · Water		310.00	
Total 4525 (Licenses)			535.00
4526 (Park Expenses)			
4526CG (Cost of Goods)			
4526CG2 Supplies		3.23	
4526CG (Cost of Goods)		4,383.78	
Total 4526CG (Cost of Goods)		4,387.01	
4526CP Propane		789.60	
4526CS Salaries/payroll		3,606.60	
4526C · Concession Stand expenses		536.24	
4526J · Janitor payroll		3,024.00	
Total 4526 (Park Expenses)			12,343.45
4589 (Programs)			
4589EV · Events		4,158.36	
4589EX · Expenses		330.02	
4589FW · Fireworks Expenses		4,000.00	
4589SB · Softball expenses		6,082.95	
4589SCB · Summer Camp Buses		2,016.00	
4589SCP · Summer Camp Payroll		10,485.54	
4589SCR · Summer Camp Refunds		23.00	
4589SCS · Summer camp supplies		706.86	
4589SKI · Ski trips		5,870.00	
Total 4589 (Programs)			33,672.73
4155M · Payroll Medicare		52.30	
4155MJ · Janitorial Medicare		43.83	
4155SC · Summer Camp taxes		648.64	
4155SJ · Janitorial SS		187.48	
4155SM · Summer Camp Medicare		151.69	
4155SS · Social Security		223.61	
4810 · Refunds		12.50	
Total Expense			**80,714.60**
Net Income	**11,995.00**		

2011 Rec. Revolver Cumulative Totals

Rec Revolver Accounts

2010	$453.85	profit
2011	$4,910.06	profit
	$5,363.91	Ending Balance

Summer Camp

2010	$(122.60)	loss
2011	$3,760.25	profit
	$3,637.65	Ending Balance

Adult Softball

2010	$450.04	profit
2011	$3,267.05	profit
	$3,717.09	Ending Balance

Rec Events

2010	$1,096.26	tracked differently
2011	$(892.36)	in 2011
	$203.90	Ending Balance

Ski Camp

2010	0	
2011	0	Ending Balance

Fireworks

2010	0	
2011	$950.00	
	$950.00	Ending Balance
		donations to be carried over

GRAND TOTAL: 13872.55

2011 Rec. Revolver Vendor Payments

12:00 PM
02/15/12
Accrual Basis

	Jan - Dec 11
Antex Pest Control Co LLC	-325.00
Atlantic Trucking Materials Division	-840.00
Atlas PyroVision Productions, Inc.	-5,000.00
Bradford Ski Area	-5,870.00
Brian McQuillan	-19.00
Citizens Bank-Credit Card	-137.00
Dave Macek-Reimbursement	-872.95
Dawn Perry-Reimbursement	-748.64
Donna Carter-Reimbursement	-60.00
Elizabeth St. Martin	-450.11
Epping Well & Pump	-250.00
FairPoint Communications	-373.31
First Student, Inc	-2,016.00
H&H Locksmith Service	-581.00
Hartmann Oil & Propane, Co.	-789.60
Hillside Landscaping, Inc.	-17,291.55
J G B Electric	-830.50
Joni Casey	-4.00
Keith Palmer-Reimbursement	-536.25
Kelsey Plourde	-166.47
Kensington Investment Corporation	-1,250.00
Knipstein/Conner Enterprises	-2,600.00
Kompan, Inc.	-169.00
Kristopher Furtney	-800.00
Mark D Belanger	-875.00
Mill Brook Pizza	-144.02
New England Barricade Co	-193.28
Norman LaFrenier	-800.00
Paul Steeves	0.00
Paul Steeves-Reimbursement	-415.85
Purely Organic	-3,299.00
Renata Spinosa	-210.00
Robert Krasko	-640.00
Rolf Dutzmann	-136.00

2011 Rec. Revolver Vendor Payments

12:00 PM
02/15/12
Accrual Basis

RTD Commercial Kitchen & Fan Repair	-179.00
Sam's Club	-4,298.74
Sandy Breton	-320.00
Seacoast Tent Rentals	-1,250.00
Seacoast United Baseball	-12.50
State of New Hampshire-Criminal Records	-50.00
Terrie Lee Steeves-Reimbursement	-5.99
Tony Rahn	-740.00
Treasurer State of NH - Food License	-225.00
Tri State Fire Protection LLC	-55.25
Tri State Hood & Duct LLC	-150.00
Unitil	-6,285.93
TOTAL	**-62,265.94**



2011 Rec. Revolver General Park Account

Income		
3503 (Permits for Sawyer Park)		
3503-1 Field Rentals		12,257.50
3503-2 User Fees (User Fees)		1,265.00
3503-3 Other (Other)		14,830.65
3503-5 · Field Usage Lights		1,500.00
Total 3503 (Permits for Sawyer Park)		29,853.15
3508 (Contributions and Donations)		
3508-2 · Donations		8,000.00
Total Income		**37,853.15**
Gross Profit	**37,853.15**	
Expense		
4521 (Utilities)		
4521E · Electricity	4,585.93	
4521P · Phones	373.31	
Total 4521 (Utilities)		4,959.24
4522 (Park Maintenance)		
4522G General maintenance	19,192.62	
4522I-Irrigation (Irrigation)	1,183.90	
4522T1-Field Supplies	63.75	
4522T-Turf Care - Other	6,754.00	
Total 4522T-Turf Care (Turf Care)	6,817.75	
Total 4522 (Park Maintenance)		27,194.27
4523-Supplies (Supplies)	520.86	
4524ER · Equipment Recreation	169.00	
4525 (Licenses)		
4525H · Health	225.00	
4525W · Water	310.00	
Total 4525 (Licenses)		535.00
4526 (Park Expenses)		
4526CP Propane	789.60	
4526J · Janitor payroll	3,024.00	
Total 4526 (Park Expenses)		3,813.60
4155MJ · Janitorial Medicare	43.83	
4155SJ · Janitorial SS	187.48	
4810 · Refunds	12.50	
Total Expense		**37,435.78**
Net Income		**417.37**

2011 Softball Report

Income			
	3509 (Misc. Income)		
	3509-1 · Programs		
	3509-1SB Softball		9,350.00
	Total 3509 (Misc. Income)		9,350.00
Total Income		**9,350.00**	
Gross Profit		**9,350.00**	
Expense			
	4589 (Programs)		
	4589SB · Softball expenses		6,082.95
	Total 4589 (Programs)	6,082.95	
Total Expense		**6,082.95**	
Net Income			**3,267.05**

2011 Summer Camp Report

* Adventures * Crafts *

* Friendship * Beach Time *

Income		
3509 (Misc. Income)		
3509-1 · Programs		
3509-1SC Summer Camp		18,122.00
Total 3509 (Misc. Income)		18,122.00
Total Income	**18,122.00**	
Gross Profit		**18,122.00**
Expense		
4589 (Programs)		
4589EX · Expenses		330.02
4589SCB · Summer Camp Buses		2,016.00
4589SCP · Summer Camp Payroll		10,485.54
4589SCR · Summer Camp Refunds		23.00
4589SCS · Summer camp supplies		706.86
Total 4589 (Programs)		13,561.42
4155SC · Summer Camp taxes		648.64
4155SM · Summer Camp Medicare		151.69
Total Expense	**14,361.75**	
Net Income		**3,760.25**

2011 Ski Committee Report



Income			
	3509 (Misc. Income)		
	3509-1SK Ski Trips (Ski Trip)	5,870.00	
	Total 3509 (Misc. Income)		5,870.00
	Total Income		**5,870.00**
Gross Profit		**5,870.00**	
Expense			
	4589 (Programs)		
	4589SKI · Ski trips	5,870.00	
	Total 4589 (Programs)		5,870.00
	Total Expense	**5,870.00**	
Net Income			**0.00**

2011 Fireworks Report

Income		
	3508 (Contributions and Donations)	
	3508-2W · Fireworks	4,950.00
	Total Income	**4,950.00**
Gross Profit	**4,950.00**	
	Expense	
	4589 (Programs)	
	4589FW · Fireworks Expenses	4,000.00
	Total 4589 (Programs)	4,000.00
	Total Expense	**4,000.00**
Net Income		**950.00**

2011 Rec. Committee Events Report

Income			
	3508 (Contributions and Donations)		
	3508-3 Events (Events)	766.00	
	3508-2 · Donations		
	3508-2R · Donations Recreation		2,500.00
	Total 3508-2 · Donations		2,500.00
	Total 3508 (Contributions and Donations)		
3,266.00			
	Total Income		**3,266.00**
Gross Profit		**3,266.00**	
	Expense		
	4589 (Programs)		
	4589EV · Events		4,158.36
	Total 4589 (Programs)	4,158.36	
	Total Expense	**4,158.36**	
Net Income		**-892.36**	

2011 Concession Stand Report

Income		
3503 (Permits for Sawyer Park)		
3503-4 Concession Stand (Concession Stand)		13,077.45
Total 3503 (Permits for Sawyer Park)		13,077.45
Total Income	**13,077.45**	
Gross Profit	**13,077.45**	
Expense		
4526 (Park Expenses)		
4526CG (Cost of Goods)		
4526CG2 Supplies		3.23
4526CG (Cost of Goods) - Other		4,383.78
Total 4526CG (Cost of Goods)		4,387.01
4526CS Salaries/payroll		3,606.60
4526C · Concession Stand expenses		536.24
Total 4526 (Park Expenses)		8,529.85
4155M · Payroll Medicare		52.30
4155SS · Social Security		223.61
Total Expense	**8,805.76**	
Net Income		**4,271.69**

2011 Park & Concession Stand Report

Income		
3503 (Permits for Sawyer Park)		
3503-1 Field Rentals (Field Rentals)		12,257.50
3503-2 User Fees (User Fees)		1,265.00
3503-3 Other (Other)		14,830.65
3503-4 Concession Stand		13,077.45
3503-5 · Field Usage Lights		1,500.00
Total 3503 (Permits for Sawyer Park)		42,930.60
3508-2 · Donations		8,000.00
Total Income	**50,930.60**	
Gross Profit	**50,930.60**	
Expense		
4521E · Electricity		4,585.93
4521P · Phones		373.31
Total 4521 (Utilities)		4,959.24
4522 (Park Maintenance)		
4522G General maintenance		19,192.62
4522I-Irrigation (Irrigation)		1,183.90
4522T-Turf Care (Turf Care)		
4522T1-Field Supplies		63.75
4522T-Turf Care -Other		6,754.00
Total 4522T-Turf Care		6,817.75
Total 4522 (Park Maintenance)		27,194.27
4523-Supplies (Supplies)		520.86
4524ER · Equipment Recreation		169.00
4525H · Health		225.00
4525W · Water		310.00
Total 4525 (Licenses)		535.00
4526CG2 Supplies		3.23
4526CG (Cost of Goods) -		4,383.78
Total 4526CG (Cost of Goods)		4,387.01
4526CP Propane		789.60
4526CS Salaries/payroll		3,606.60
4526C · Concession expenses		536.24
4526J · Janitor payroll		3,024.00
Total 4526 (Park Expenses)		12,343.45
4155M · Payroll Medicare		52.30
4155MJ · Janitorial Medicare		43.83
4155SJ · Janitorial SS		187.48
4155SS · Social Security		223.61
4810 · Refunds		12.50
Total Expense	**46,241.54**	
Net Income		**4,689.06**

2011 Ambulance Fund Report

Profit & Loss
AMBULANCE
January through December 2011

Income

3422-C • COMSTAR INCOME	28,840.01
Total Income	**28,840.01**

Expense

4220 • PAYMENTS TO COMSTAR	
4220-R • REFUNDS	1,282.11
4220 • PAYMENTS TO COMSTAR- Other	2,320.05
Total 4220 • PAYMENTS TO COMSTAR	3,602.16
Total Expense	**3,602.16**

Net Income 25,237.85

2011 Ambulance Balance Sheet

ASSETS		
Current Assets		
Checking/Savings		
NHPDIP • Ambulance Special Revenue Acc.		33,019.58
Total Checking/Savings		33,019.58
Other Current Assets		
1316 • DO TO/ DUE FROM AMBULANCE		25,237.85
Total Other Current Assets		25,237.85
Total Current Assets	58,257.43	
TOTAL ASSETS	**58,257.43**	
LIABILITIES & EQUITY		
Liabilities		
Current Liabilities		
Other Current Liabilities		
2901 • OFF SET FOR AMBULANCE		33,019.58
Total Other Current Liabilities		33,019.58
Total Current Liabilities	33,019.58	
Total Liabilities	**33,019.58**	
Equity		
Net Income	25,237.85	
Total Equity	**25,237.85**	
TOTAL LIABILITIES & EQUITY	**58,257.43**	

(Unaudited)

2011 Comstar Monthly Report

Month Ended	January	February	March	April	May	June
Beginning Balance	**$15,874.97**	**$14,132.37**	**$16,226.17**	**$10,319.25**	**$ 7,205.15**	**$10,395.28**
Gross commitments	$ 2,516.03	$ 4,790.02	$ 3,099.11	$ 3,500.22	$ 4,701.70	$ 3,640.46
Contractual Allowances	$ 1,675.79	$ 133.05	$ 2,639.00	$ 1,683.17	$ 629.27	$ 1,475.25
Net commitments	**$ 840.24**	**$ 4,656.97**	**$ 460.11**	**$ 1,817.05**	**$ 4,072.43**	**$ 2,165.21**
Payments Rec by Comstar	$ 2,582.84	$ 1,771.15	$ 1,844.82	$ 2,052.22	$ 633.46	$ 1,176.00
Payments Rec by Kensington		$ 703.04	$ 1,247.10	$ 999.87	$ 741.68	$ 738.49
Retraction					$ 492.84	
Net PMT Applied	**$ 2,582.84**	**$ 2,474.19**	**$ 3,091.92**	**$ 3,052.09**	**$ 882.30**	**$ 1,914.49**
FFR-No fee payment						
Previous PMT						
Write Offs		$ 88.98	$ 3,275.11	$ 1,879.06		
Ending Balance	**$14,132.37**	**$16,226.17**	**$10,319.25**	**$ 7,205.15**	**$10,395.28**	**$10,646.00**
Moved to PDIP						
Deposits ck	$ 1,142.62	$ 1,506.70	$ 1,678.05	$ 1,844.82	$ 1,704.82	$ 633.46
	$ 442.31					
eft's	$ 633.83	$ 703.04	$ 1,247.10	$ 1,709.88	$ 770.86	$ 346.70
TOTAL	**$ 2,218.76**	**$ 2,209.74**	**$ 2,925.15**	**$ 3,554.70**	**$ 2,475.68**	**$ 980.16**
payments to Comstar	$ 218.51	$ 258.28	$ 247.42	$ 309.19	$ 305.21	$ 88.23
REFUNDS				$ 492.84		
total income	**$ 2,000.25**	**$ 1,951.46**	**$ 2,184.89**	**$ 2,752.67**	**$ 2,170.47**	**$ 891.93**
				Total income end of May **$ 11,059.74**		

2011 Comstar Monthly Report Cont.

Month Ended	July	August	September	October	November	December		
Beginning Balance	$ 10,646.00	$ 13,393.81	$ 7,503.23	$ 7,390.53	$ 4,588.28	$ 6,233.47		
Gross commitments	$ 8,996.41	$ 1,927.35	$ 5,634.78	$ 506.98	$ 6,083.12	$ 7,502.77		
Contractual Allowances	$ 1,493.50	$ 1,741.36	$ 1,919.60	$ 887.36	$ 1,210.03	$ 1,490.59		
Net commitments	$ 7,502.91	$ 185.99	$ 3,715.18	$ (380.38)	$ 4,873.09	$ 6,012.18		
Payments Rec by Comstar	$ 1,675.63	$ 634.30	$ 3,148.99	$ 1,312.32	$ 353.69	$ 150.00		
Payments Rec by Kensington	$ 647.05	$ 2,830.77	$ 678.89	$ 1,109.55	$ 351.63			
Net PMT Applied	$ 2,322.68	$ 3,465.07	$ 3,827.88	$ 2,421.87	$ 705.32	$ 150.00		
Write Offs	$ 2,432.42	$ 2,611.50			$ 2,522.58			
Ending Balance	$ 13,393.81	$ 7,503.23	$ 7,390.53	$ 4,588.28	$ 6,233.47	$ 12,095.65		
Moved to PDIP								
Deposits ck	$ 1,176.00	$ 1,675.63	$ 634.30	$ 2,359.72	$ 2,101.59	$ 353.69		
eft's		$ 3,115.21	$ 720.83	$ 738.16	$ 692.06	$ 351.63		
TOTAL	$ 1,176.00	$ 4,790.84	$ 1,355.13	$ 3,097.88	$ 2,793.65	$ 705.32		
payments to Comstar	$ 191.45	$ 232.27	$ 346.51		$ 312.48	$ 42.77		
REFUNDS							$ 492.84	
total income	$ 984.55	$ 4,558.57	$ 1,008.62	$ 3,097.88	$ 2,481.17	$ 1,155.39	$ 25,237.85	After refund
				Income this year			$ 25,730.69	
				NHPDIP			$ 33,019.58	
				total in acct.			$ 58,257.43	

2011 Police Special Detail Balance Sheet

Income

3421 • 3421 Deposits from SD		-40,367.01
Total Income		**-40,367.01**

Expense

4216 • 4216 Special Detail Expenses		
4216-P		
4216-C • 4216-C-	-6,515.60	
4216-NH • 4216-NHRS-	-1,338.43	
4216-P - Other-	-34,033.38	
Total 4216-P	-41,887.41	
4216 • 4216 Special Detail Expenses - Other		-874.79
Total 4216 • 4216 Special Detail Expenses		-42,762.20
Total Expense		**-42,762.20**

Net Income 2,395.19

2011 Police Special Detail Balance Sheet

Month Ended	January	February	March	April	May	June
Beginning Balance	$(874.79)	$874.79	$(874.79)	$(874.79)	$(3,339.47)	$1,262.21
payroll				$3,491.29	$6,601.59	$721.26
payroll				$12,495.39	$1,701.50	$346.00
NHRS					$507.74	$255.07
cruisers					$650.00	$4,353.10
Total Expenses	$-	$-	$-	$15,986.68	$9,460.83	$5,675.43
Ending Balance	$874.79	$874.79	$(874.79)	$(16,861.47)	$(12,800.30)	$(4,413.22)
Moved to PDIP						
Deposits				$10,689.50	$220.00	$440.00
				$1,072.50	$4,235.00	$880.00
				$1,760.00	$220.00	$220.00
					$4,317.50	$650.00
					$2,917.50	$482.50
					$172.51	$275.00
					$1,980.00	$495.00
Total Income	$-	$-	$-	$13,522.00	$14,062.51	$3,442.50
	$874.79	$(874.79)	$(874.79)	$(3,339.47)	$1,262.21	$(970.72)
1071						

2011 Police Special Detail Balance Sheet

Month Ended	July	August	September	October	November	December	total end year
Beginning Balance	$(970.72)	$(908.59)	$(2,933.90)	$(18.99)	$(505.28)	$109.37	$(874.79)
							$-
Payroll	$785.84	$1,075.81	$811.54		$952.42	$1,424.61	$15,864.36
Payroll	$142.03	$2,343.70	$248.55	$949.40		$150.71	$18,377.28
NHRS		$35.80		$196.89	$27.93	$106.74	$1,130.17
cruisers						$1,512.50	$6,515.60
Total Expenses	$927.87	$3,455.31	$1,060.09	$1,146.29	$980.35	$3,194.56	$41,887.41
Ending Balance	$(1,898.59)	$(4,363.90)	$(3,993.99)	$(1,165.28)	$(1,485.63)	$(3,085.19)	
Moved to PDIP							
Deposits	$220.00	$220.00	$220.00	$660.00	$220.00	$330.00	$13,219.50
	$220.00	$1,210.00	$247.50		$440.00	$220.00	$8,525.00
	$330.00		$210.00		$220.00	$140.00	$3,100.00

MS-9 REPORT OF THE TRUST FUNDS OF THE TOWN OF KENSINGTON FOR THE CALENDAR YEAR ENDING DECEMBER 31, 2011

TRUST FUNDS					PRINCIPAL					INCOME				TOTAL	MARKET VALUE	
Date Cre-ated	Name of Trust Fund	Purpose of Fund	How Invested	%	Beginning Balance	Additions	Capital Gains/ -Losses	With-drawals	Ending Balance	Beginning Balance	Amount	Expended During Year	Ending Balance	Principal & Income	Unrealized Gain/Loss	Ending Market Value
Cemetery																
Perpetual Care																
1912	JOHN F. GILL	Cemetery Mtnc	PDIP-Com	0.57	110.00	0.00	0.00	0.00	110.00	110.11	0.16	0.00	110.27	220.27	0.00	220.27
1916	MARY S. BLAKE	Cemetery Mtnc	PDIP-Com	0.57	110.00	0.00	0.00	0.00	110.00	110.11	0.16	0.00	110.27	220.27	0.00	220.27
1918	LIZZIE OSGOOD	Cemetery Mtnc	PDIP-Com	0.50	100.00	0.00	0.00	0.00	100.00	95.82	0.14	0.00	95.96	195.96	0.00	195.96
1922	JAMES P. BARTLETT	Cemetery Mtnc	PDIP-Com	0.50	100.00	0.00	0.00	0.00	100.00	95.82	0.14	0.00	95.96	195.96	0.00	195.96
1923	GEORGE M. GOVE	Cemetery Mtnc	PDIP-Com	1.18	200.00	0.00	0.00	0.00	200.00	258.32	0.32	0.00	258.64	458.64	0.00	458.64
1925	ELLEN F. BINGHAM	Cemetery Mtnc	PDIP-Com	0.57	110.00	0.00	0.00	0.00	110.00	110.11	0.16	0.00	110.27	220.27	0.00	220.27
1928	CLARA A. RHODES	Cemetery Mtnc	PDIP-Com	0.62	110.00	0.00	0.00	0.00	110.00	132.28	0.17	0.00	132.45	242.45	0.00	242.45
1929	WILLIAM H. EATON	Cemetery Mtnc	PDIP-Com	1.24	200.00	0.00	0.00	0.00	200.00	280.50	0.34	0.00	280.84	480.84	0.00	480.84
1974	ROY S. BROWN, SR.	Cemetery Mtnc	PDIP-Com	3.86	700.00	0.00	0.00	0.00	700.00	802.45	1.15	0.00	803.60	1,503.60	0.00	1,503.60
1931	SUSAN L. WEBSTER	Cemetery Mtnc	PDIP-Com	1.53	250.00	0.00	0.00	0.00	250.00	346.76	0.43	0.00	347.19	597.19	0.00	597.19
1932	ROBERT T. BROWN	Cemetery Mtnc	PDIP-Com	1.18	200.00	0.00	0.00	0.00	200.00	258.32	0.32	0.00	258.64	458.64	0.00	458.64
1935	FRANK L. WADLEIGH	Cemetery Mtnc	PDIP-Com	0.50	100.00	0.00	0.00	0.00	100.00	95.82	0.13	0.00	95.95	195.95	0.00	195.95
1937	SARAH A. GREEN	Cemetery Mtnc	PDIP-Com	0.50	100.00	0.00	0.00	0.00	100.00	95.82	0.13	0.00	95.95	195.95	0.00	195.95
1938	OLIVER CLIFFORD	Cemetery Mtnc	PDIP-Com	0.56	100.00	0.00	0.00	0.00	100.00	117.99	0.15	0.00	118.14	218.14	0.00	218.14
1940	CLARA E. KIMBALL	Cemetery Mtnc	PDIP-Com	1.83	300.00	0.00	0.00	0.00	300.00	413.34	0.50	0.00	413.84	713.84	0.00	713.84
1942	MARY JANE SMITH	Cemetery Mtnc	PDIP-Com	1.24	200.00	0.00	0.00	0.00	200.00	280.49	0.33	0.00	280.82	480.82	0.00	480.82
1944	JOHN S. WADLEIGH	Cemetery Mtnc	PDIP-Com	2.37	400.00	0.00	0.00	0.00	400.00	522.19	0.64	0.00	522.83	922.83	0.00	922.83
1945	MARY EVANS DEROCHEMONT	Cemetery Mtnc	PDIP-Com	0.90	150.00	0.00	0.00	0.00	150.00	199.83	0.24	0.00	200.07	350.07	0.00	350.07
1947	BENJAMIN LOVERING	Cemetery Mtnc	PDIP-Com	0.56	100.00	0.00	0.00	0.00	100.00	117.96	0.15	0.00	118.11	218.11	0.00	218.11
1948	FRANK POOR	Cemetery Mtnc	PDIP-Com	1.18	200.00	0.00	0.00	0.00	200.00	258.32	0.32	0.00	258.64	458.64	0.00	458.64
1952	ARTHUR T. YORK	Cemetery Mtnc	PDIP-Com	1.18	200.00	0.00	0.00	0.00	200.00	258.32	0.32	0.00	258.64	458.64	0.00	458.64
1952	CHARLES E. FISH	Cemetery Mtnc	PDIP-Com	1.18	200.00	0.00	0.00	0.00	200.00	258.32	0.32	0.00	258.64	458.64	0.00	458.64
1953	CHARLES N. ROBIE	Cemetery Mtnc	PDIP-Com	1.18	200.00	0.00	0.00	0.00	200.00	258.32	0.32	0.00	258.64	458.64	0.00	458.64
1957	FANNIE EVANS	Cemetery Mtnc	PDIP-Com	0.50	100.00	0.00	0.00	0.00	100.00	95.80	0.13	0.00	95.93	195.93	0.00	195.93
1957	FRANK C. CARR	Cemetery Mtnc	PDIP-Com	1.18	200.00	0.00	0.00	0.00	200.00	258.32	0.32	0.00	258.64	458.64	0.00	458.64
1959	STEWART E. ROWE	Cemetery Mtnc	PDIP-Com	1.83	300.00	0.00	0.00	0.00	300.00	413.34	0.50	0.00	413.84	713.84	0.00	713.84
1959	JOSEPH BODWELL	Cemetery Mtnc	PDIP-Com	1.24	200.00	0.00	0.00	0.00	200.00	280.49	0.33	0.00	280.82	480.82	0.00	480.82
1959	MOSES EVANS	Cemetery Mtnc	PDIP-Com	1.18	200.00	0.00	0.00	0.00	200.00	258.32	0.32	0.00	258.64	458.64	0.00	458.64
1959	JOHN T. BLAKE - MARY E. WARNER	Cemetery Mtnc	PDIP-Com	6.43	1,000.00	0.00	0.00	0.00	1,000.00	1,501.58	1.86	0.00	1,503.44	2,503.44	0.00	2,503.44
1962	WILLIAM 0. TILTON - GEORGE B. SHAW	Cemetery Mtnc	PDIP-Com	1.51	250.00	0.00	0.00	0.00	250.00	335.80	0.41	0.00	336.21	586.21	0.00	586.21
1962	JOHN W. YORK	Cemetery Mtnc	PDIP-Com	2.17	350.00	0.00	0.00	0.00	350.00	495.29	0.59	0.00	495.88	845.88	0.00	845.88
1965	STUART E. BLODGETT	Cemetery Mtnc	PDIP-Com	1.18	200.00	0.00	0.00	0.00	200.00	258.32	0.32	0.00	258.64	458.64	0.00	458.64
1966	ELMER N. WADE	Cemetery Mtnc	PDIP-Com	1.18	200.00	0.00	0.00	0.00	200.00	258.32	0.32	0.00	258.64	458.64	0.00	458.64
1969	HAROLD B. GREENWOOD	Cemetery Mtnc	PDIP-Com	4.45	1,000.00	0.00	0.00	0.00	1,000.00	731.49	1.21	0.00	732.70	1,732.70	0.00	1,732.70

MS-9 REPORT OF THE TRUST FUNDS OF THE TOWN OF KENSINGTON FOR THE CALENDAR YEAR ENDING DECEMBER 31, 2011

TRUST FUNDS					PRINCIPAL					INCOME				TOTAL	MARKET VALUE	
Date Cre-ated	Name of Trust Fund	Purpose of Fund	How Invested	%	Beginning Balance	Additions	Capital Gains/ -Losses	With-drawals	Ending Balance	Beginning Balance	Amount	Expended During Year	Ending Balance	Principal & Income	Unrealized Gain/Loss	Ending Market Value
Cemetery																
1970	RUTH P. BALLUM	Cemetery Mtnc	PDIP-Com	1.18	200.00	0.00	0.00	0.00	200.00	258.32	0.32	0.00	258.64	458.64	0.00	458.64
1970	JEREMIAH HILLIARD	Cemetery Mtnc	PDIP-Com	1.15	200.00	0.00	0.00	0.00	200.00	247.23	0.31	0.00	247.54	447.54	0.00	447.54
1972	CHASE-TOWLE	Cemetery Mtnc	PDIP-Com	1.83	300.00	0.00	0.00	0.00	300.00	413.49	0.50	0.00	413.99	713.99	0.00	713.99
1974	LEONARD L. LAMPREY	Cemetery Mtnc	PDIP-Com	1.51	250.00	0.00	0.00	0.00	250.00	335.66	0.41	0.00	336.07	586.07	0.00	586.07
1974	ERROL & PRISCILLA A. PERRY	Cemetery Mtnc	PDIP-Com	1.24	200.00	0.00	0.00	0.00	200.00	280.49	0.33	0.00	280.82	480.82	0.00	480.82
1986	LAURIS GOVE	Cemetery Mtnc	PDIP-Com	6.66	2,200.00	0.00	0.00	0.00	2,200.00	389.99	1.92	0.00	391.91	2,591.91	0.00	2,591.91
1988	ARTHUR MOORE	Cemetery Mtnc	PDIP-Com	0.97	250.00	0.00	0.00	0.00	250.00	128.52	0.26	0.00	128.78	378.78	0.00	378.78
1989	CHARLES WILLIAMS	Cemetery Mtnc	PDIP-Com	2.72	700.00	0.00	0.00	0.00	700.00	356.79	0.74	0.00	357.53	1,057.53	0.00	1,057.53
1990	CHARLES & HELEN EASTMAN	Cemetery Mtnc	PDIP-Com	1.21	300.00	0.00	0.00	0.00	300.00	170.69	0.33	0.00	171.02	471.02	0.00	471.02
1991	ALDEN TUTTLE FAMILY	Cemetery Mtnc	PDIP-Com	1.19	300.00	0.00	0.00	0.00	300.00	163.81	0.32	0.00	164.13	464.13	0.00	464.13
1992	STANLEY UNDERHILL	Cemetery Mtnc	PDIP-Com	0.79	200.00	0.00	0.00	0.00	200.00	108.23	0.21	0.00	108.44	308.44	0.00	308.44
1992	FRANK & JOYCE BRONK	Cemetery Mtnc	PDIP-Com	1.18	300.00	0.00	0.00	0.00	300.00	158.58	0.32	0.00	158.90	458.90	0.00	458.90
1993	NATHAN HERRICK	Cemetery Mtnc	PDIP-Com	0.37	100.00	0.00	0.00	0.00	100.00	42.60	0.10	0.00	42.70	142.70	0.00	142.70
1994	FRED & LOUISE VINING	Cemetery Mtnc	PDIP-Com	0.75	200.00	0.00	0.00	0.00	200.00	92.45	0.20	0.00	92.65	292.65	0.00	292.65
1997	JOHN W. & JESSIE E. YORK	Cemetery Mtnc	PDIP-Com	0.73	200.00	0.00	0.00	0.00	200.00	82.79	0.19	0.00	82.98	282.98	0.00	282.98
1997	STEPHEN & ROLAND SAWYER	Cemetery Mtnc	PDIP-Com	3.65	1,000.00	0.00	0.00	0.00	1,000.00	419.55	1.00	0.00	420.55	1,420.55	0.00	1,420.55
1997	DONALD & JOAN GROVER	Cemetery Mtnc	PDIP-Com	0.64	200.00	0.00	0.00	0.00	200.00	49.53	0.17	0.00	49.70	249.70	0.00	249.70
1998	GEORGE & THERESE GARNEAU	Cemetery Mtnc	PDIP-Com	0.72	200.00	0.00	0.00	0.00	200.00	81.10	0.19	0.00	81.29	281.29	0.00	281.29
1998	T. ELLIOTT & VICTORIA T. YOUNG	Cemetery Mtnc	PDIP-Com	0.71	200.00	0.00	0.00	0.00	200.00	76.13	0.19	0.00	76.32	276.32	0.00	276.32
1998	ROBERT B. & K. LINDA AMUNDSEN	Cemetery Mtnc	PDIP-Com	0.69	200.00	0.00	0.00	0.00	200.00	69.48	0.18	0.00	69.66	269.66	0.00	269.66
2000	ROBERT S. & BARBARA S. KUEGEL	Cemetery Mtnc	PDIP-Com	0.65	200.00	0.00	0.00	0.00	200.00	54.34	0.17	0.00	54.51	254.51	0.00	254.51
2000	BRIGGS FAMILY	Cemetery Mtnc	PDIP-Com	0.87	300.00	0.00	0.00	0.00	300.00	36.93	0.23	0.00	37.16	337.16	0.00	337.16
2001	PATRICK LABBE FAMILY	Cemetery Mtnc	PDIP-Com	2.03	700.00	0.00	0.00	0.00	700.00	91.23	0.55	0.00	91.78	791.78	0.00	791.78
2001	JOSEPH & JOSEPHINE GAGNE	Cemetery Mtnc	PDIP-Com	0.29	100.00	0.00	0.00	0.00	100.00	11.24	0.07	0.00	11.31	111.31	0.00	111.31
2002	BURT & DOT YORK	Cemetery Mtnc	PDIP-Com	0.71	250.00	0.00	0.00	0.00	250.00	26.69	0.19	0.00	26.88	276.88	0.00	276.88
2004	BELLA S. MURPHY	Cemetery Mtnc	PDIP-Com	0.74	250.00	0.00	0.00	0.00	250.00	37.99	0.20	0.00	38.19	288.19	0.00	288.19
2004	HERMAN & KAREN McGEE	Cemetery Mtnc	PDIP-Com	1.48	500.00	0.00	0.00	0.00	500.00	73.96	0.40	0.00	74.36	574.36	0.00	574.36
2004	GEORGE W. & HELEN L. ROBINSON	Cemetery Mtnc	PDIP-Com	1.44	500.00	0.00	0.00	0.00	500.00	61.94	0.39	0.00	62.33	562.33	0.00	562.33
2007	ARTHUR F. & BEATRICE C. WIGGIN	Cemetery Mtnc	PDIP-Com	1.32	500.00	0.00	0.00	0.00	500.00	15.29	0.36	0.00	15.65	515.65	0.00	515.65
2008	ROBERT L. & JOAN C. BERRY	Cemetery Mtnc	PDIP-Com	0.65	250.00	0.00	0.00	0.00	250.00	1.91	0.17	0.00	2.08	252.08	0.00	252.08
2010	D/W/R DEARBORN	Cemetery Mtnc	PDIP-Com	1.93	750.00	0.00	0.00	0.00	750.00	0.00	0.00	0.00	0.00	750.00	0.00	750.00
2011	ELMER & SHIRLEY DUNN	Cemetery Mtnc	PDIP-Com	5.14	0.00	2,000.00	0.00	0.00	2,000.00	0.00	1.41	0.00	1.41	2,001.41	0.00	2,001.41
2011	DAVID & BARBARA BAILEY	Cemetery Mtnc	PDIP-Com	0.64	0.00	250.00	0.00	0.00	250.00	0.00	0.17	0.00	0.17	250.17	0.00	250.17

MS-9 REPORT OF THE TRUST FUNDS OF THE TOWN OF KENSINGTON FOR THE CALENDAR YEAR ENDING DECEMBER 31, 2011

TRUST FUNDS					PRINCIPAL					INCOME				TOTAL	MARKET VALUE	
Date Cre-ated	Name of Trust Fund	Purpose of Fund	How Invested	%	Beginning Balance	Additions	Capital Gains/ -Losses	With-drawals	Ending Balance	Beginning Balance	Amount	Expended During Year	Ending Balance	Principal & Income	Unrealized Gain/Loss	Ending Market Value
Cemetery																
2011	ROBERT A. & LORRAINE P. OKEEFE	Cemetery Mtnc	PDIP-Com	2.57	0.00	1,000.00	0.00	0.00	1,000.00	0.00	0.70	0.00	0.70	1,000.70	0.00	1,000.70
2011	GERT E. & LESLIE B. FRANK	Cemetery Mtnc	PDIP-Com	1.29	0.00	500.00	0.00	0.00	500.00	0.00	0.35	0.00	0.35	500.35	0.00	500.35
Total Perpetual Care				100.00	20,440.00	3,750.00	0.00	0.00	24,190.00	14,701.34	26.90	0.00	14,728.24	38,918.24	0.00	38,918.24
Perpetual Care & Good of Cemetery																
1944	MARCIA D. TILTON*	Cemetery Mtnc	PDIP-Com	14.26	1,000.00	0.00	0.00	0.00	1,000.00	1,446.29	1.82	0.00	1,448.11	2,448.11	0.00	2,448.11
1971	EDITH M. KEOUGH*	Cemetery Mtnc	PDIP-Com	7.16	500.00	0.00	0.00	0.00	500.00	728.54	0.86	0.00	729.40	1,229.40	0.00	1,229.40
1971	HORACE P. BLODGETT*	Cemetery Mtnc	PDIP-Com	4.16	300.00	0.00	0.00	0.00	300.00	413.49	0.50	0.00	413.99	713.99	0.00	713.99
1972	RACHEL S. SMITH*	Cemetery Mtnc	PDIP-Com	2.67	200.00	0.00	0.00	0.00	200.00	258.32	0.32	0.00	258.64	458.64	0.00	458.64
1972	YVONNE CHARLTON*	Cemetery Mtnc	PDIP-Com	1.14	100.00	0.00	0.00	0.00	100.00	95.82	0.13	0.00	95.95	195.95	0.00	195.95
1972	LEONARD B. MILLER*	Cemetery Mtnc	PDIP-Com	4.18	300.00	0.00	0.00	0.00	300.00	417.81	0.50	0.00	418.31	718.31	0.00	718.31
1972	CHRISTINE SCHWEIZER*	Cemetery Mtnc	PDIP-Com	3.42	250.00	0.00	0.00	0.00	250.00	335.80	0.41	0.00	336.21	586.21	0.00	586.21
1974	MCKENNA FAMILY*	Cemetery Mtnc	PDIP-Com	2.67	200.00	0.00	0.00	0.00	200.00	258.32	0.32	0.00	258.64	458.64	0.00	458.64
1974	DONALD WILLOUGHBY*	Cemetery Mtnc	PDIP-Com	2.67	200.00	0.00	0.00	0.00	200.00	258.32	0.32	0.00	258.64	458.64	0.00	458.64
1975	MOBBS FAMILY*	Cemetery Mtnc	PDIP-Com	2.67	200.00	0.00	0.00	0.00	200.00	258.32	0.32	0.00	258.64	458.64	0.00	458.64
1975	KIMBALL-STEVENS*	Cemetery Mtnc	PDIP-Com	2.67	200.00	0.00	0.00	0.00	200.00	258.32	0.32	0.00	258.64	458.64	0.00	458.64
1975	JOHN & ETHEL GOURLEY*	Cemetery Mtnc	PDIP-Com	7.24	500.00	0.00	0.00	0.00	500.00	741.98	0.87	0.00	742.85	1,242.85	0.00	1,242.85
1979	HOWARD W. COPE*	Cemetery Mtnc	PDIP-Com	3.47	250.00	0.00	0.00	0.00	250.00	345.01	0.41	0.00	345.42	595.42	0.00	595.42
1982	PETER M. ATWOOD*	Cemetery Mtnc	PDIP-Com	3.85	300.00	0.00	0.00	0.00	300.00	360.83	0.46	0.00	361.29	661.29	0.00	661.29
1982	MARION SCOTT FELCH*	Cemetery Mtnc	PDIP-Com	6.38	500.00	0.00	0.00	0.00	500.00	594.03	0.77	0.00	594.80	1,094.80	0.00	1,094.80
2007	JOHN W., ARTHUR T., & JOHN W. & JESIE E. York*	Cemetery Mtnc	PDIP-Com	31.37	5,000.00	0.00	0.00	0.00	5,000.00	380.67	3.74	0.00	384.41	5,384.41	0.00	5,384.41
Total Perpetual Care & Good of Cemetery				100.00	10,000.00	0.00	0.00	0.00	10,000.00	7,151.87	12.07	0.00	7,163.94	17,163.94	0.00	17,163.94
Total Cemetery				100.00	30,440.00	3,750.00	0.00	0.00	34,190.00	21,853.21	38.97	0.00	21,892.18	56,082.18	0.00	56,082.18
General Trusts																
1998	Highfield Farm Trust	Maintenance	NH PDIP	100.00	10,267.21	0.00	0.00	0.00	10,267.21	587.47	7.84	0.00	595.31	10,862.52	0.00	10,862.52
Total General Trusts				100.00	10,267.21	0.00	0.00	0.00	10,267.21	587.47	7.84	0.00	595.31	10,862.52	0.00	10,862.52
Kensington School District																
1992	Educational Trust	Grants	NH PDIP	43.71	8,043.00	0.00	0.00	0.00	8,043.00	2,682.07	7.81	0.00	2,689.88	10,732.88	0.00	10,732.88
2007	John W. & Jessie E. York Scholarship Trust	Scholarships	NH PDIP	56.29	10,877.19	2,786.94	0.00	0.00	13,664.13	149.49	8.64	0.00	158.13	13,822.26	0.00	13,822.26
Total Kensington School District				100.00	18,920.19	2,786.94	0.00	0.00	21,707.13	2,831.56	16.45	0.00	2,848.01	24,555.14	0.00	24,555.14
GRAND TOTAL: TRUST FUNDS					59,627.40	6,536.94	0.00	0.00	66,164.34	25,272.24	63.26	0.00	25,335.50	91,499.84	0.00	91,499.84

MS-9 REPORT OF THE TRUST FUNDS OF THE TOWN OF KENSINGTON FOR THE CALENDAR YEAR ENDING DECEMBER 31, 2011

CAPITAL RESERVE FUNDS					PRINCIPAL					INCOME				TOTAL	MARKET VALUE	
Date Cre-ated	Name of Trust Fund	Purpose of Fund	How Invested	%	Beginning Balance	Additions	Capital Gains/ -Losses	With-drawals	Ending Balance	Beginning Balance	Amount	Expended During Year	Ending Balance	Principal & Income	Unrealized Gain/Loss	Ending Market Value
Capital Reserve Funds																
1987	Highway Equipment	Equipt Purchases	NH PDIP	51.10	12,000.00	0.00	0.00	0.00	12,000.00	22,445.23	31.77	0.00	22,477.00	34,477.00	0.00	34,477.00
1987	Land & Buildings	Acquisition	NH PDIP	13.11	5,935.88	0.00	0.00	0.00	5,935.88	2,886.48	22.93	0.00	2,909.41	8,845.29	0.00	8,845.29
1966	Roads	Maintenance	NH PDIP	6.05	1,781.59	0.00	0.00	0.00	1,781.59	2,297.73	3.74	0.00	2,301.47	4,083.06	0.00	4,083.06
1995	Fire Dept. Equipt	Purchases	NH PDIP	29.51	19,434.72	0.00	0.00	0.00	19,434.72	459.01	18.53	0.00	477.54	19,912.26	0.00	19,912.26
1997	Police Cruiser	Purchases	NH PDIP	0.22	100.00	0.00	0.00	0.00	100.00	49.64	0.00	0.28	49.36	149.36	0.00	149.36
1998	Revaluation	Future Need	NH PDIP	0.00	1.00	0.00	0.00	0.00	1.00	0.31	0.00	0.00	0.31	1.31	0.00	1.31
Total Capital Reserve Funds				100.00	39,253.19	0.00	0.00	0.00	39,253.19	28,138.40	76.97	0.28	28,215.09	67,468.28	0.00	67,468.28
GRAND TOTAL: CAPITAL RESERVE FUNDS					39,253.19	0.00	0.00	0.00	39,253.19	28,138.40	76.97	0.28	28,215.09	67,468.28	0.00	67,468.28
GRAND TOTAL: KENSINGTON					98,880.59	6,536.94	0.00	0.00	105,417.53	53,410.64	140.23	0.28	53,550.59	158,968.12	0.00	158,968.12

2011 Trustee of the Trust Funds Summary

Town Of Kensington
Report of the Trustees of Trust Funds
For the Calendar Year Ending December 31, 2011

				PRINCIPAL			INCOME				TOTAL	
First Deposit	Name of Fund	Purpose of Fund	How Invested	Balance Beginning of Year	Additions-Withdrawals Gain-Loss	Balance End of Year	Balance Beginning of Year	Net Income	Expended During Year	Balance End of Year	Principal & Income	Ending Market Value
CEMETERY												
1912-2011	Perpetual Care	Cemetery Mtnc	PDIP-Com	20,440.00	3,750.00	24,190.00	14,701.34	26.90	0.00	14,728.24	38,918.24	38,918.24
1944-2007	Perpetual Care & Good of Cemetery	Cemetery Mtnc	PDIP-Com	10,000.00	0.00	10,000.00	7,151.87	12.07	0.00	7,163.94	17,163.94	17,163.94
	Total Cemetery			30,440.00	3,750.00	34,190.00	21,853.21	38.97	0.00	21,892.18	56,082.18	56,082.18
GENERAL TRUSTS												
1998	Highfield Farm Trust	Maintenance	NH PDIP	10,267.21	0.00	10,267.21	587.47	7.84	0.00	595.31	10,862.52	10,862.52
	Total General Trusts			10,267.21	0.00	10,267.21	587.47	7.84	0.00	595.31	10,862.52	10,862.52
KENSINGTON SCHOOL DISTRICT												
1992	Educational Trust	Grants	NH PDIP	8,043.00	0.00	8,043.00	2,682.07	7.81	0.00	2,689.88	10,732.88	10,732.88
2007	John W. & Jessie E. York Scholarship Trust	Scholarships	NH PDIP	10,877.19	2,786.94	13,664.13	149.49	8.64	0.00	158.13	13,822.26	13,822.26
	Total Kensington School District			18,920.19	2,786.94	21,707.13	2,831.56	16.45	0.00	2,848.01	24,555.14	24,555.14
CAPITAL RESERVE FUNDS												
1987	Highway Equipment	Equipt Purchases	NH PDIP	12,000.00	0.00	12,000.00	22,445.23	31.77	0.00	22,477.00	34,477.00	34,477.00
1987	Land & Buildings	Acquisition	NH PDIP	5,935.88	0.00	5,935.88	2,886.48	22.93	0.00	2,909.41	8,845.29	8,845.29
1966	Roads	Maintenance	NH PDIP	1,781.59	0.00	1,781.59	2,297.73	3.74	0.00	2,301.47	4,083.06	4,083.06
1995	Fire Dept. Equipt	Purchases	NH PDIP	19,434.72	0.00	19,434.72	459.01	18.53	0.00	477.54	19,912.26	19,912.26
1997	Police Cruiser	Purchases	NH PDIP	100.00	0.00	100.00	49.64	0.00	0.28	49.36	149.36	149.36
1998	Revaluation	Future Need	NH PDIP	1.00	0.00	1.00	0.31	0.00	0.00	0.31	1.31	1.31
	Total Capital Reserve Funds			39,253.19	0.00	39,253.19	28,138.40	76.97	0.28	28,215.09	67,468.28	67,468.28
										GRAND TOTALS:	$158,968.12	$158,968.12

2011 Tax Rate Calculation

2011 TAX RATE COMPUTATION

Gross Town Appropriations	1,642,513		
Less: Total Revenues and Credits	798,741		
Shared Revenues	0		
Add: Overlay	17,519		
War Service Credits	41,800		
Net Town Appropriation		903,091	
Special Adjustment		0	
TOWN TAX ASSESSMENT			903,091
Local School	2,739,830		
Regional School	2,978,597		
Less: Adequate Education Grant	(461,283)		
State Education Tax	(736,691)		
SCHOOL TAX ASSESSMENT			4,520,453
State Education (no utilities)			
Equalized Valuation x 2.325	316,856,183		736,691
Divided by Local Assessed Valuation (no utilities)	333,757,643		
Due to County	327,942		
Less: Shared Revenue	0		
COUNTY TAX ASSESSMENT			327,942
Total Property Taxes Assessed			6,488,177
Less: War Service Credits			($41,800)
TOTAL PROPERTY TAX COMMITMENT			$6,446,377

PROOF OF 2011 TAX RATE COMPUTATION

	Valuation	Tax Rate	Assessment
State Edu. Tax	333,757,643	2.21	736,691
All Other Taxes	345,172,463	16.66	5,751,486
Totals	678,930,106	18.87	6,488,177

TAX RATE CALCULATION

	2011	2010	2009	2008
Town	2.61	3.12	3.59	2.46
County	0.95	0.95	0.92	0.91
Local School	13.1	12.6	12.15	11.86
State Education	2.21	2.2	2.21	2.37
Tax Rate Per Thousand	18.87	18.87	18.87	17.60

CURRENT USE REPORT

	2011	2010	2009	2008
Number of Property Owners	121	120	121	121
Number of Parcels in Current Use	177	187	176	174
Total Number of Acres in Current Us	4,062.77	4,080.58	3,615.99	3,601.48
Current Use Value	$773,988	$772,076	$690,579	$690,511

SUMMARY OF INVENTORY

	2011	2010	2009	2008
Land	$149,569,643	$149,701,680	$150,136,244	$150,118,176
Buildings	$187,213,000	$185,834,500	$184,662,700	$182,835,500
Public Utilities	$11,414,820	$11,269,149	$11,269,169	$11,269,169
Total Value Before Exemptions	$348,197,463	$346,805,329	$346,068,113	$344,222,845
Less: Exemptions	$3,025,000	$3,560,000	$2,785,000	$2,450,000
Value on which tax rate is computec	$345,172,463	$343,245,329	$343,283,113	$341,772,845

2011 Tax Collector Report

TAX COLLECTOR'S REPORT
CARLENE WIGGIN
Summary of Tax Accounts
Fiscal Year Ended December 31, 2011

DR.

	Levies of 2011	Levies of 2010
Uncollected Taxes – Beg. Fiscal Year		
Property Taxes		336,564.56
This Year's New Credits	($6,043.60)	
Taxes Committed this Year		
Property Taxes	6,454,401.00	
Land Use Change Tax	2,054.00	
Timber Tax	1,483.88	
Excavation/Gravel Taxes	192.06	
Overpayments		
Credits Refunded	6,043.60	
Interest Collected on Delinquent Taxes		
All taxes	5,434.88	14,535.13
TOTAL DEBITS	**$6,463,565.82**	**$351,099.69**

CR.

	2011	2010
Remitted to Treasurer		
Property Taxes	6,124,215.63	226,559.76
Land Use Change	2,054.00	
Timber Yield Taxes	1,483.88	
Excavation Taxes	192.06	
Interest & Penalties	5,434.88	14,535.13
Converted to Liens (Principal only)		110,004.80
Abatements Granted		
Property Taxes	1,849.00	
Uncollected Taxes End of Year		
Property Taxes	328,336.37	
TOTAL CREDITS	**$6,463,565.82**	**$351,099.69**

2011 Summary of Tax Lien Accounts

Summary of Tax Lien Accounts

Fiscal Year Ended December 31, 2011

	DR. Levies of 2010	2009	2008
Unredeemed Liens Beginning of The Fiscal Year		86,848.06	29,601.14
Liens Executed	116,478.85		
Interest/Costs Collected	3,344.55	6,712.14	9,578.19
TOTAL DEBITS	**$119,823.40**	**$93,560.20**	**$39,179.33**
	CR.		
Remittance to Treasurer			
Redemptions	33,109.71	34,462.10	25,400.85
Interest/Costs	3,344.55	6,712.14	9,578.19
Liens Deeded to Municipality	307.71	307.23	291.73
Unredeemed Liens End of Year	83,061.43	52,078.73	3,908.56
TOTAL CREDITS	**$119,823.40**	**$93,560.20**	**$39,179.33**

2011 Town Clerk's Report

Town Clerk's Report
2011

Jessica Madore, Town Clerk

Year Ending December 31, 2011

3170 Automobile Registrations	$ 366107.75
Decals	7902.50
Titles	914.00
498 Dog Licenses & 4 Groups	3202.50
Animal Violation Tickets	975.00
Marriage Licenses and Copies of Vital Records	1090.00
UCC Filings	525.00
Bad Check Fees	0.00
67 Automobile Internet Renewals with COMPASS	11602.00
Decals Internet Renewal with COMPASS	167.50
Voter Checklists	80.00
Petty Cash	100.00
Motor Vehicle Overpayment	0.00
Wet Land Permits	0.00
Pole Licenses	0.00
Total Receipts	**$392666.25**
Total to Treasurer	**$392666.25**

Respectfully submitted,
Jessica Madore, Town Clerk

1/18/2012

DEPARTMENT OF STATE

DIVISION OF VITAL RECORDS ADMINISTRATION

Page 1 of 1

RESIDENT BIRTH REPORT

01/01/2011-12/31/2011

--KENSINGTON--

Child's Name	Birth Date	Birth Place	Father's/Partner's Name	Mother's Name
MIGNONE, KEAGAN PASQUALE	01/15/2011	EXETER,NH	MIGNONE, JASON	MIGNONE, TENNILLE
MILLER, NICHOLAS GIDEON	01/17/2011	MANCHESTER,NH		MILLER, KAITLYN
MACDUFF, CILLIAN JAMES	04/07/2011	EXETER,NH	MACDUFF, MATTHEW	INGLIS-MACDUFF, ERICA
MARSHALL, BROOKELYNNE EIEVAH	07/21/2011	PORTSMOUTH,NH		FALCONER, SHANNA

Total number of records 4



2/9/2012

DEPARTMENT OF STATE

DIVISION OF VITAL RECORDS ADMINISTRATION

RESIDENT MARRIAGE REPORT

01/01/2011 - 12/31/2011

-- KENSINGTON --

Person A's Name and Residence	Person B's Name and Residence	Town of Issuance	Place of Marriage	Date of Marriage
LEBLANC, CHARLES KENSINGTON, NH	LESLIE, SUSAN KENSINGTON, NH	KENSINGTON	KENSINGTON	08/20/2011
DONOVAN, PATRICIA KENSINGTON, NH	FALLON, BRIAN TEWKSBURY, MA	KENSINGTON	KENSINGTON	09/10/2011
MADORE, DONALD A KENSINGTON, NH	DOSTIE, JESSICA T KENSINGTON, NH	KENSINGTON	KENSINGTON	09/17/2011
DAVIES, PAMELA L KENSINGTON, NH	KEHOE, SEAN M KENSINGTON, NH	KENSINGTON	KENSINGTON	09/24/2011
MCCARTHY, COLLEEN V KENSINGTON, NH	GAUDETTE, DANIEL J EXETER, NH	KENSINGTON	KENSINGTON	12/18/2011
MARYEA, HARVEY E KENSINGTON, NH	PRECOURT, BRITNEY M EXETER, NH	KENSINGTON	HAMPTON	12/29/2011

Total number of records 6

01/18/2012

DEPARTMENT OF STATE

DIVISION OF VITAL RECORDS ADMINISTRATION

RESIDENT DEATH REPORT

01/01/2011 - 12/31/2011

--KENSINGTON, NH --

Decedent's Name	Death Date	Death Place	Father's/Parent's Name	Mother's/Parent's Name Prior to First Marriage/Civil Union	Military
BAILEY, BARBARA	02/14/2011	EXETER	RANDALL JR, MAURICE	BAILEY, BARBARA	N
DESROSIERS, JOHN	02/25/2011	EXETER	DESROSIERS, ARMAND	QUINN, RUTH	N
MORRILL III, JOHN	05/04/2011	EXETER	MORRILL JR, JOHN	GOSSELIN, DOROTHY	N
FRANK, GEERT	09/27/2011	KENSINGTON	FRANK, EVERT	WALRAVEN, ELIZE	Y
EVANS, GEORGE	10/16/2011	KENSINGTON	EVANS, ARTHUR	SMART, MILDRED	Y
BROWN, GRACE	11/12/2011	BRENTWOOD	DURANT, CLINTON	HAMEL, LENA	N

Total number of records 6

2011 Police Department Report

Kensington Police Department
Kensington, NH

Wayne M. Sheehan
Chief of Police

TEL: (603) 772-2929
FAX: (603) 778-4949

95 Amesbury Road
Kensington, NH 03833

2011 Annual Report

The past year has seen a major change in our police department with my retirement, the retirement of Captain O'Sullivan and the hiring of a brand new full time Officer, Josh Wrobleski, the hiring of a new Prosecutor, and the pending hire of a new Police Chief. I have a range of emotions as I look back on my 23 years in law enforcement; the past 8 ½ here in Kensington as your Police Chief.

I am proud of the stability that we have achieved with personnel to this point and the equipment upgrades that have made the job of serving you, safer for our Officers. The most important accomplishment during my tenure has been the outstanding relationship and communication with the members of the Board of Selectmen. I am grateful for the guidance that I received and am deeply thankful for the opportunity to have worked with such selfless & dedicated men and women who sacrifice much time to make a difference in our Town.

As part of my annual reminder, we do vacation/vacant house checks. Please come by or call if you are going out of town. The house check request takes less than five minutes and provides us with information necessary to keep an eye on your home. **Make sure that you keep your home and your vehicles locked;** overnight while you are asleep or when you are away.

On behalf of the Police Department, we wish you and your families the best of health & happiness in 2012. Thank you for your continued support of the efforts of our brave Officers to keep Kensington safe.

Respectfully submitted,

Wayne M. Sheehan
Chief of Police - Retired

2011 Police Department Statistics

	2007	2008	2009	2010	2011
Calls For Service	2912	3556	3471	2648	3248
911 Hangup	25	30	14	13	13
ACO	98	97	94	95	101
Alarms	52	62	59	61	67
Alcohol - Minors	1	15	5	13	8
Alcohol - Open Container	0	2	2	4	9
Arrests	33	66	71	79	75
Assist Other Agency	107	97	166	179	171
Business Checks	187	234	215	73	316
Burglaries	4	4	7	13	9
Civil Issues	6	13	15	22	18
Criminal Mischief	17	14	7	1	12
Criminal Threatening	2	3	1	3	2
Criminal Trespass	2	7	1	3	5
Death Investigations	1	2	1	0	1
Disobeying A Police Officer	1	2	1	1	6
Disturbances	6	4	5	4	3
Disabled M/V	25	20	34	29	190
Domestics	13	24	27	16	12
DWI	3	14	12	9	15
Driving After Suspension	9	6	5	12	18
Drug Arrests	10	15	17	10	27
Harassment	2	9	6	12	9
House Checks	431	539	626	374	520
Incident Reports	115	131	123	135	126
Juvenile Issues	4	3	0	0	5
Medical Aid/KFD	35	52	75	68	102
Missing Persons	5	10	3	3	4
M/V Accidents	46	49	50	39	45
M/V Summonses	328	469	353	325	325
M/V Warnings	844	1148	1063	668	908
M/V Complaints	35	45	13	20	14
Neighborhood Issues	2	15	13	12	12
OHRV Incidents	4	2	0	2	2
Paperwork Service	33	44	112	44	63
Protective Custody	1	1	5	6	1
Public Assists	38	37	20	25	53
Resisting Arrest	2	4	1	2	2
Road Hazards	51	66	45	44	65
Sexual Assaults	1	0	0	2	2
Simple Assaults	2	1	11	8	7
Suspicious Activity	27	26	22	29	20
Suspicious Persons	10	13	10	14	13
Suspicious Vehicles	17	14	18	29	24
Theft	13	30	12	22	14
Tobacco - Minors	4	2	0	0	0
VIN Verifications	20	25	14	16	19
Welfare Checks	10	30	9	13	17

2011 Fire Department Report

Kensington Fire/Rescue Annual Report

The Kensington Fire/ Rescue had another very productive year. The continued support from the residents of Kensington has been very much appreciated.

Since putting in place our Ambulance service billing process the Town of Kensington has been able to recover over $57,000 for patient transport services. This revenue has been placed into a special fund dedicated to purchasing a new ambulance and associated equipment when the need comes up. We would like to thank the Selectman and residents for their support putting this valuable system into place.

As you will see in the call volume data below, we had 200 emergency calls this year. This is an average of one call every 44 hours. This coupled with thousands of hours worth of ongoing training, fund raising, equipment maintenance, building maintenance, meetings etc…shows the true dedication and commitment of our members. It also illustrates the need for continuous recruitment of new members. If you have the ability and the desire to give back to your town in a very special way, please contact one of our members.

Last year we presented a warrant article to the residents requesting that funds be placed into a capital reserve account for the purchase of replacement fire apparatus. Unfortunately this warrant article was defeated. The feedback we received was that there was not enough specific information or any long term plan associated with this warrant article. To address this concern we have formed an apparatus replacement committee and developed a long term replacement plan. We have also developed a very specific specification for our first piece of replacement apparatus. It is our hope that this will result in more widespread support of this initiative going forward.

Regards,

Chief Charles LeBlanc

2011 Emergency Call Volume

Medical Aid	92	Missing Persons Search	1
Motor Vehicle Accidents	27	Chimney fires	1
Structure Fires	7	Assist Police	14
Car fires	1	Fire Alarm Activations	7
Mutual Aid	15	CO Alarms	6
Brush Fires	7	Live Wires Down	10
Odor/smoke	4		
Gas Leak	3		
Public assist	5		

Total 2011 Emergency Responses = 200

2011 Fire Warden Report

Report of Forest Fire Warden and State Forest Ranger

Your local Forest Fire Warden, Fire Department, and the State of New Hampshire Division of Forests & Lands, work collaboratively to reduce the risk and frequency of wildland fires in New Hampshire. To help us assist you, please contact your local Forest Fire Warden or Fire Department to determine if a permit is required before doing ANY outside burning. Under State law (RSA 227-L:17) a fire permit is required for all outside burning, unless the ground is completely covered with snow. The New Hampshire Department of Environmental Services also prohibits the open burning of household waste. Citizens are encouraged to contact the local fire department or DES at 603-271-1370 or www.des.state.nh.us for more information. Safe open burning requires diligence and responsibility. Help us to protect New Hampshire's forest resources. For more information please contact the Division of Forests & Lands at (603) 271-2214, or online at www.nhdfl.org.

Both in terms of the number of fires, as well as the number of acres burned, this past fire season was the smallest since records have been kept. Extensive rainfall virtually all season long kept the fire danger down. When fires did start they were kept very small. The largest fire for the season was only 5.4 acres which occurred in Littleton on May 2nd 2011. There was however a small window of high fire danger in the northern third of the state during July when little rainfall was recorded. During this time there were a number of lightning started fires which are fairly unusual in New Hampshire. As has been the case over the last few years, state budget constraints have limited the staffing of our statewide system of 16 fire lookout towers to Class III or higher fire danger days. Despite the reduction in the number of days staffed, our fire lookouts are credited with keeping most fires small and saving several structures due to their quick and accurate spotting capabilities. The towers fire spotting was supplemented by contracted aircraft and the NH Civil Air Patrol when the fire danger was especially high. Many homes in New Hampshire are located in the wildland urban interface, which is the area where homes and flammable wildland fuels intermix. Several of the fires during the 2011 season threatened structures, a constant reminder that forest fires burn more than just trees. Homeowners should take measures to prevent a wildland fire from spreading to their home. Precautions include keeping your roof and gutters clear of leaves and pine needles, and maintaining adequate green space around your home free of flammable materials. Additional information and homeowner recommendations are available at www.firewise.org. Please help Smokey Bear, your local fire department, and the state's Forest Rangers by being fire wise and fire safe!

2011 Fire Warden Statistics

2011 FIRE STATISTICS (All fires reported as of November 2011)
(figures do not include fires under the jurisdiction of the White Mountain National Forest)

COUNTY STATISTICS		
County	Acres	# of Fires
Belknap	.5	1
Carroll	5	11
Cheshire	2	3
Coos	7.5	30
Grafton	17.5	57
Hillsborough	2	12
Merrimack	4	3
Rockingham	0	0
Strafford	.5	2
Sullivan	3	6

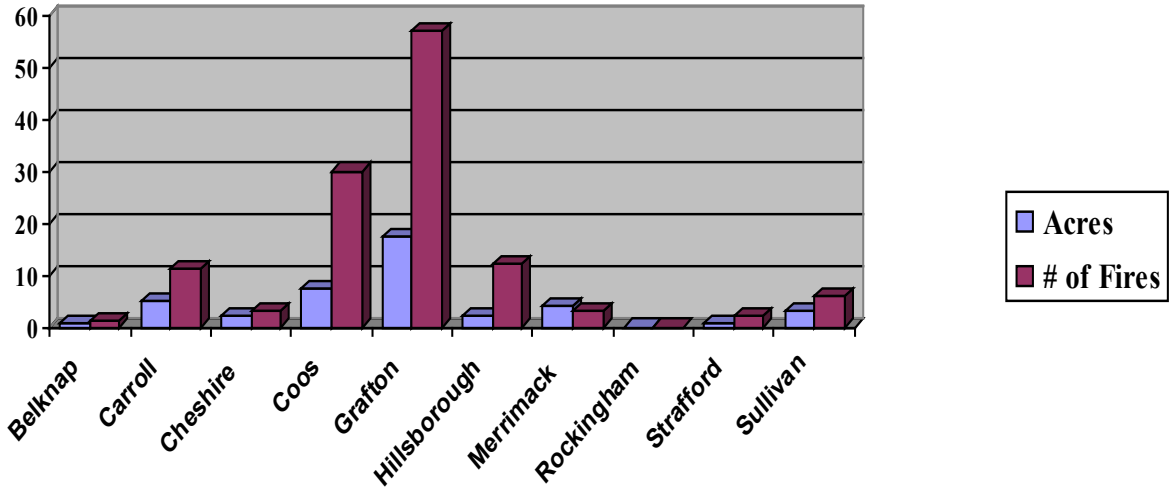

CAUSES OF FIRES REPORTED	
Arson	7
Debris	63
Campfire	10
Children	2
Smoking	9
Railroad	1
Equipment	1
Lightning	3
Misc.*	29 (*Misc.: power lines, fireworks, electric fences, etc.)

Total	Fires	Total Acres
2011	**125**	**42**
2010	**360**	**145**
2009	**334**	**173**
2008	**455**	**175**
2007	**437**	**212**

ONLY YOU CAN PREVENT WILDLAND FIRE

2011 Road Manager Report

Kensington received a lot of snow during 2011. We were able to keep up with it and were able to fill and re-stock the salt shed in mid-winter.

Spring came and went without a lot of issues.

During the summer we were able to rebuild two roads in town that were in bad shape. The first was reconstructed road was Towle Hill Road. This road needed a lot of drainage work and to date it is working well. Gaslight Lane was the second road that was rebuilt It needed to be raised at the end near Rte.107 and to date it is also working well.

Road side brush cutting started in December and they have completed some of the roads.

There were some improvements done at the Salt Shed located at 211 South Road. Gravel was added to the parking area and two 40 foot storage containers were delivered.

So far, 2012 has been an easy year weatherwise, with the hope that spring rains are just as light.

I would like to thank the Residents of Kensington for all your support.

Dave Buxton
Road Agent

2011 Assessing Clerk's Report

State of New Hampshire
Town of Kensington
95 Amesbury Road
Kensington, NH 03833

Kensington Assessing Office

Kensington did not have many valid sales in 2011. We had many foreclosures for a small town in 2010 and 2011. There were thirteen abatements handed in last year with five of them resulting in changes to the property cards that resulted in amounts being returned to property owners. Most were considered to be equitable by Avitar the towns assessing agent. The State of New Hampshire Department of Revenue Administration monitors the assessed values that our assessing company Avitar places on our properties. In discussing our values with the NHDRA they have indicated that Avitar is doing well, with no substantial errors in the Town's data. The town sent out the sales data to the state for our annual sales-assessment ratio study and our median ratio is 112.7% for tax year 2011. This means that all properties in Kensington are over assessed by 12.7%. Kensington is scheduled for a full revaluation of properties in 2013. The last time that our values were updated was in 2008.

This year we have the ability in the office to scan documents and this has helped the office personnel immensely. Due to this new ability we now have our tax maps available on the Town Web site. This has also given the town the ability to be able to send more information electronically, resulting in a savings in paper.

Respectfully,

Kathleen Felch
Assessing Clerk

2011 Town Owned Property Listing

Map	Lot	Sub	Owner	Land Use
000012	000005	000001	TOWN OF KENSINGTON	EX-M
000012	000006	000000	TOWN OF KENSINGTON	EX-M
000017	000018	000000	TOWN OF KENSINGTON	EX-M
000017	000024	000001	TOWN OF KENSINGTON	EX-M
000017	000026	000000	TOWN OF KENSINGTON	EX-M
000017	000034	000000	TOWN OF KENSINGTON	EX-M
000013	000007	000000	TOWN OF KENSINGTON	EX-M
000005	000012	000000	TOWN OF KENSINGTON	EX-M
000007	000020	00002A	KENSINGTON, TOWN OF	EX-M
000008	000014	000000	TOWN OF KENSINGTON	EX-M
000008	000016	000000	TOWN OF KENSINGTON	EX-M
000008	000021	000000	KENSINGTON SCHOOL DISTRICT	EX-M
000008	000022	000000	KENSINGTON VOLUNTEER FIRE DEPT	EX-M
000008	000023	000000	KENSINGTON LIBRARY	EX-M
000008	000028	000000	TOWN OF KENSINGTON	EX-M
000008	000028	000001	TOWN OF KENSINGTON	EX-M
000009	000009	000000	TOWN OF KENSINGTON	EX-M
000010	000015	000000	TOWN OF KENSINGTON	EX-M
000010	000016	000000	TOWN OF KENSINGTON	EX-M
000010	000018	000000	TOWN OF KENSINGTON	EX-M
000013	000001	000000	TOWN OF KENSINGTON	EX-M
000004	000004	000000	TOWN OF KENSINGTON	EX-M
000004	000044	000000	TOWN OF KENSINGTON	EX-M
000011	000040	000020	TOWN OF KENSINGTON	EX-M
000008	000009	000000	TOWN OF KENSINGTON	EX-M
000008	000010	000000	TOWN OF KENSINGTON	EX-M
000011	000002	000000	KENSINGTON TOWN OFFICE	EX-M
000011	000003	000000	TOWN OF KENSINGTON	EX-M
000011	000034	000000	TOWN OF KENSINGTON	EX-M

2011 Assessing Report from Avitar

The Assessing Department has completed another year of data verification. This is the process where Avitar visits 25% of the properties in Town to ensure the data is listed accurately on the record. The last cycle of the data verification will be completed this year. This will ensure the data is accurate and ready for the update of values which is currently scheduled for 2013. We appreciate your cooperation through this effort, as we recognize the burden of allowing a stranger to view the interior and exterior of your home. This data is crucial to ensure all taxpayers are treated equitably. As you know, the real estate market has declined significantly since our last value update in 2008 and the current assessments are about 13% higher than market value. We understand this is disconcerting, but so long as all values are higher than market value than everyone is being treated fairly. We will strive to ensure assessments are fair and equitable for all!

2011 Cemetery Trustees Report

The cemetery is in good shape after conscientious maintenance work by Lorraine Hale, branch removal after Irene and final polish by Harold Bragg and the Down To Earth crew. This fall we were fortunate to have Kai Nalenz, of Gravestones Services of New England, come and re-erect 20 stones that had been lying on the ground for years. He repaired most of those that were broken in two or three pieces and stood them up as well. We were unable, for lack of funds, to remove oak tree damage caused by Irene. However, next year, using funds deferred from tree and fence work, we hope to continue straightening stones that are tipped forward, backward and sideways. Our goal is a cemetery of which the town can be proud.

REMINDERS

Artificial flowers are not to be placed at gravesites. Wires cut accidentally by lawnmowers can cause serious injury to both the mower and the person mowing.

Christmas decorations should be removed by April 15th and Memorial Day decorations by November 1st. By following these guidelines, we hope to keep the cemetery looking well maintained.

The Cemetery Trustees must approve the size and location of headstones or markers before they are installed on the individual plots. Approval is also needed before planting any tree, shrub or other perennial.

The cemetery is closed to traffic and burials through the winter months, but will reopen in the spring as soon as road and frost conditions permit. The iron gates are closed all year, except for Memorial Day weekend.

BURIAL PROCEDURES

Every Town resident is entitled to a burial plot free at the time of his or her death. Kensington is the only town in New Hampshire, that we know of, that has established this privilege. There are two gravesites to a plot for a couple, one for a single person.

In the event of a death, the family should contact the town office, or one of the cemetery trustees. If the family has not already selected a plot, the cemetery trustees will assist them.

Cremation

Increasingly people are choosing cremation; standard burial procedures need to be followed:

- A trustee must be notified before burial of ashes.
- The ashes must be placed in a permanent container (concrete, bronze or synthetic material).
- A burial permit must be filed with the town clerk.

2011 Cemetery Trustees Report Cont.

Winter Burials

Due to weather, road conditions and frozen or muddy ground, the Dearborn Cemetery will not be open for winter burials. An exception will be considered at the discretion of the cemetery trustees, taking into account the amount of snow and ground condition. The town burial vault is available for storage until spring.

Perpetual Care

Although the town has an annual budget to maintain the cemetery, it is not adequate to keep individual stones cleaned and in repair. This duty is the responsibility of the family, however, often there is no longer a family member residing in town and the stones fall into disrepair. Perpetual care is a fund established to help with this situation. The cemetery trustees urge families who have plots that do not yet have perpetual care established for them to do so soon. The suggested amount is $250.00 per gravesite.

If there are any questions, please contact one of the cemetery trustees:

Carl Rezendes – 772-4508
Joan Webber - 778-1549
Richard Bates - 394 -7760

Proposed 2012 Cemetery Budget

Wages	$11,000.00
Supplies	200.00
Fuel	200.00
Equipment Maintenance	250.00
Road Maintenance	250.00
Tree Maintenance	1,000.00
Stone Maintenance	2,000.00
Fence Maintenance	1,000.00
Total	$15,900.00

Respectfully submitted by the Cemetery Trustees.

Carl Rezendes – 772-4508
Joan Webber – 778-1549
Richard Bates – 394-7760

2011 Conservation Commission Report

Annual Report for Kensington Conservation Commission 2011

Easement Work:

In 2011, we protected 10 acres of land abutting existing conservation easements and continued to work on protecting 43 acres of land, also abutting existing conservation easements.

On February 7th, 10.28 acres of Sargent land was purchased by the Town of Kensington for $54,823 from the Conservation fund (funded by land use change tax). This property is valuable for conservation since it abuts existing conservation land, has prime farmland, is a source water protection area, and has high quality wildlife habitat. Much of this year the Conservation Commission spent time reviewing abutting easement language and discussing goals for the Sargent easement. The group recently met with Dave Viale of the Southeast Land Trust, the group that will ultimately hold the conservation easement, to set a timeline for closing on the easement in the spring of 2012.

Work continues with the Society for the Protection of New Hampshire Forests (SPNHF), the Exeter Conservation Commission, and Chris Rider to conserve about 55 acres in total of Rider land, with approximately 43 of those in Kensington and the remainder in Exeter. The property is near the Kimball land, and SPNHF is interested in making a green belt in that area. The Conservation Commission received approval to move forward as long as the Exeter portion is also conserved, as it contains the road frontage.

The Conservation Commission also discussed putting Brewer land in conservation and is currently looking into accepting a small donation of land in the Great Meadows area.

Other efforts:

We assisted the various organizations that hold the conservation easements in Kensington with their monitoring of the land. In particular, the Rockingham County Conservation District reported that the Cole property was well maintained and in good condition. Members of the Conservation Commission also walked the Hodges land with Society for the Protection of New Hampshire Forests and reported seeing woolly adelgid, an invasive species, on some of the hemlocks. We are also monitoring another invasive species, phragmites, which has appeared on several parcels of conservation land.

The group resolved a deed issue with the Meetinghouse Hill easement. In addition, the group educated Kensington residents about Conservation Commission funding which resulted in maintaining the Commission's budget. Finally, the Conservation Commission worked with the Planning Board to update the town's Master Plan. We met with Amanda Stone from Natural Resource Outreach Coalition to get information on the process and goals of a Natural Resource Inventory.

2011 Historical Society Report

The Historical Society of Kensington NH Inc celebrated it's 40th year in 2010. It was incorporated on November 10, 1970.

Article 2 states "The object for which this corporation is established is:

To preserve the historical records of the town;
To preserve an maintain its antiquities;
To interest and encourage the younger generation in perpetuating the traditions of the town."

We appreciate the help and support we receive from the people in Town and others that are interested in the Town.

We hope that maintenance of the structures that make the Town what it is will continue and the support to do so will come forth.

The Current officers are:

President: Lorraine O'Keefe
Vice President: Nathalie Potts
Secretary: Joan Webber
Treasurer: Frank Whittemore

2011 Recreation Department Report

Residents of Kensington,

We had another busy year for the Town of Kensington! The Recreation Department had a lot of fun events scheduled throughout this past year!

Our first event of the year was the SOLD OUT Father / Daughter Dance at the Grange Hall right before Valentine's Day. This is always such a special event for the girls and their daddy's. We served refreshments and had a DJ playing all of the girls favorite songs! The dance floor was packed all night and screaming could be heard throughout the town as the girls giggled and sang the songs! Photos were taken and a complimentary coat check was included. We can't wait for this years Father / Daughter Dance!

In April, we had our annual "Eggstravaganza" at Sawyer Park. This is always another highly attended event! We spread thousands of stuffed eggs throughout the upper field and a separate area for the little ones on the lower field. The kids take off running and scoop up the eggs as fast as they can while parents are snapping away with their cameras. Refreshments are served and the Easter Bunny comes for a visit.

In July we had our annual Kensington Town Festival at Sawyer Park. This year we called it "Old Home Days" and spread the day out to a whole weekend! We started with a movie on Friday night at the Grange Hall where "The Wizard of Oz" was shown.

On Saturday we had several events scheduled which included a live band, bake off, pie eating contest, food, a dunk tank, bounce houses, face painting, pony rides, and evening Fireworks! The day was especially exciting with the special appearance from THE STANLEY CUP! The cup was actually flown in by helicopter and thousands lined up to have a picture taken with the one and only Stanley Cup!

On Sunday we finished out our special weekend with a pancake breakfast at Sawyer Park. Then we had an exciting walking Scavenger Hunt throughout the town that was organized by Kensington Youth Athletics Association with items and clues hidden at the park, library, school, cemetery, and grange hall!

Summer Camp ran from July to the end of August at Sawyer Park. This year was the most attended summer camp since we started running the program here. It was a huge success that included beach days, daily special activities, guest speakers, and different themes for each week!

At the end of August, we hosted a concert in the park event at Sawyer Park. Many people set out their lawn chairs and brought food and drink to enjoy the show. Friday night addiction was the band that played as kids and adults danced the night away.

Unfortunately we had to cancel our annual Kensington Town Halloween Party at the Pinnacle Center due to the freak snowstorm this year. We were all geared up with snacks, haunted hayrides, a DJ, bonfire, and costume contests. We look forward to next years event since this always seems to be a town favorite!

Our year finishes out with a wonderful early December Christmas Tree Lighting at Sawyer Park. There is hot chocolate and treats while holiday music is being played. We sing Christmas carols around the Christmas Tree and cheer as Santa arrives on one of our Fire Engines!

The Recreation Committee meets on the second Wednesday of every month at 7:00PM at the Kensington Congressional Church and all are encouraged to come. We look forward to hearing your suggestions! If you would like to volunteer to help for one event per year or all events of if you are interested in hearing more about what we are working on, we welcome you to attend one of our meetings. The current members of the Recreation Committee are Dawn Perry, Jodi Lefebvre, Donna Carter, Leslie Del Sesto, and Heather Ritter.

2011 SRRD Report

SOUTHEAST REGIONAL REFUSE DISPOSAL DISTRICT 53B

The Southeast Regional Refuse Disposal District was established in 1988 under RSA Chapter 53-B. The District is authorized to provide four facilities: recycling, landfill, septage, and waste-to-energy. Each member municipality can participate in one or more of the District's facilities and the various costs and expenses are apportioned among the members.

The District is presently made up of ten member towns: Brentwood, Fremont, Hampton, Hampton Falls, Kensington, New Castle, North Hampton, Rye, Sandown and South Hampton. It is intended that the interests of all member municipalities, be they large or small, be protected. Also provided is flexibility in developing solutions to joint solid waste problems.

In 2011 the Household Hazardous Waste Day events were held on May 21, 2011 in Hampton, and on September 24, 2011 in Brentwood. Both events were very successful with Hampton serving 389 cars, representing 416 households and Brentwood serving 246 cars, representing 279 households.

SRRDD started out its 2011-2012 fiscal year on April 1, 2011 with an Operating Budget of $22,720.00. The December 31, 2011 financial reports show expenditures to date of $7950.19 with 65.01% remaining. The Household Hazardous Waste Day budget was set at $29,800.00. As of December 31, 2011 $731.95 remained in that budget, or 2.46%.
The financial statements presented by auditors Weidema and Lavin, CPAs, PA, confirmed a surplus as of March 31, 2011 of $31,524.00.

I would like to thank all the representatives and alternates from all the member towns for their participation and efforts over the past year.

Respectfully submitted,
Everett (Bud) Jordan, Chairman
Southeast Regional Refuse Disposal District 53B

2011 Planning Board Report

Report of the Planning Board
2011

Honorable Board of Selectmen
Citizens of Kensington

With the assistance of the Rockingham Planning Commission (RPC) and the UNH Extension, the Planning Board continues with work on Kensington's Master Plan. During 2011, a public forum and public survey were conducted, with analysis of the results and the Town of Kensington priorities. Chapters that have been written and accepted to date include: Community Vision Statement and the Existing and Future Land Use. The Planning Board intends to keep working with RPC to continue writing chapters for the Kensington Master Plan.

During the town meeting in March 2011, the Steep Slope ordinance was passed; the Planning Board approved it during the January 2011 meeting.
The Planning Board also approved the Aquifer Protection Ordinance (November 2011) and the redefining of an Abutter (December 2011). The changes will be included in the March 2012 warrant articles.

The Planning Board created a new Lot Shape definition and created a Conditional Use Permit and revised Planning Board application and fee requirements during 2011. Applications reviewed by the Planning Board this past year include: 2 site plans reviews for in-home businesses, one subdivision plan, two driveway permits, and 2 lot line adjustments.

The Planning Board would like to invite interested residents to consider joining our Board as appointed alternate members. We generally have 2 open positions and there is no previous experience required; we are a group with diverse backgrounds and work experience.

We continually work to meet the needs and goals of Kensington, as allowed by zoning, subdivision, and site plan review regulations adopted by the Town and Board, respectively. We meet on the third Tuesday of the month at 7:30, and our meetings are always open to the public and we encourage residents to attend.

Respectfully Submitted on behalf of the Planning Board,

T. Kate Mignone, Chairman

2011 Councilor Sununu's Report

The Executive Council of the State of New Hampshire

State House, 107 North Main Street, Concord, NH 03301

Christopher T. Sununu
Executive Councilor
District Three

YEAR END REPORT TO THE CITIZENS OF EXECUTIVE COUNCIL DISTRICT THREE

By Executive Councilor Christopher T. Sununu

The Executive Council had a busy year in 2011 as we worked to ensure transparency in our state government. New Hampshire's Executive Council is a unique example of how checks and balances within our executive branch effectively work to limit the government's role in our lives.

In 2011, the Executive Council approved over 2,600 items in excess of $1.5 billion in state spending. The Council also reviewed and approved the Governor's Warrants and Expenditure requests totaling another $5.6 billion. There is clearly a large amount of public dollars placed in the trust of the Executive Council and I am proud of our record of due diligence and accountability.

Over the course of the past year I have released full reports of all of our Executive Council meetings, which included all appointments, contracts, and the outcomes of each vote. These reports are distributed following each council meeting and can be viewed at www.nh.gov/council/district3/reports.

The Executive Council also manages the Governor's Advisory Commission on Intermodal Transportation (GACIT). Our commission held 27 public meetings across the state to solicit public opinion on the state's 10-Year Highway Plan. We heard from local citizens, planning committees, and representatives in order to make a series of recommendations into the plan prior to submission to the New Hampshire legislature. Federal funding cuts to our transportation budget are deeper than ever resulting in very tough decisions on which projects get priority. With the help of all those who came out to speak at our hearings I believe we have put forth one of the most financially responsible highway plans in the state's history while maintaining the I-93 highway project and negotiating an aggressive schedule on the rebuild of the Memorial Bridge in Portsmouth.

An important duty of the Governor and Executive Council is to find citizens to volunteer on the dozens of State Boards and Commissions. If you are interested in serving in this capacity please send a letter of interest along with a resume to Jennifer Kuzma in the Governor's office with a copy to me at the Executive Council office.

There are still a lot more challenges facing the Executive Council as we enter 2012. I really love the opportunity to serve the district and hope you will continue to let me know how I may better meet the needs of the citizens.

Sincerely,

Christopher T. Sununu
Executive Councilor

Christopher T. Sununu 71 Hemlock Court Newfields, NH 03856 603 658 1187

2011 Kensington Public Library Report

2011 was a challenging year for the Library. First, we faced the challenge of how to add Friday hours without increasing the payroll. During this past year we also had to replace two computers and our aging copier. Challenges also came from the state level; first, due to budget cuts, the State Library was forced to pass along the cost of subscribing to several research databases to the local libraries that use them. Second, the addition of Kindle eBooks to the NH Downloadable Books Consortium meant an increase in our Consortium dues to meet the expected demand. The Friends of KPL graciously picked up this extra cost last year. A threatened funding cut to the State Library's Interlibrary Loan van service caused library users all over New Hampshire to petition the state legislature. KPL borrowers filled three pages with their signatures! The threat to the van service seems to have been averted for now.

In addition to fiscal challenges, we also continue to face physical challenges presented by our collection growth and our historic building. The trustees persist in working to find a solution to the lack of library parking space. The staff aggressively weeds and shifts books and other materials to try to make room for new items on our limited shelf space. We thank the KES School Board and the Town for allowing us to hold library events at the School, the Grange, and Sawyer Park when space at the library is insufficient.

Volunteers helped us in many ways this year. With support from the Friends of the Kensington Public Library as well as many generous local businesses, we were able to offer another educational and entertaining summer reading program this year. Volunteers helped out with the book sale, and library trustee Jim Webber volunteered to build and attach beautiful oak panels to the ends of the book stacks, enhancing the library's ambiance at a huge savings! We welcome volunteers who would like to offer their time and talents to the Library. If you have an idea for a class you would like to offer at the Library or if you are interested in volunteering in another way, let us know.

New to the Library This Year:

Library Lego Lovers Club

Oak end panels constructed by Jim Webber attached to book stacks

New outdoor sign

Kindle compatible eBooks available through the NH Downloadable Book Consortium

Free wireless internet access

Make Way for Ducklings event for preschoolers co-sponsored with Kensington Education Foundation

Participated in Kensington Olde Home Day Celebration

2011 Kensington Public Library Cont.

Ongoing Events/Activities:

Preschool programs on Tuesdays at 1 pm and Wednesdays at 10:30 am
READS Dog visits
Summer Reading Program
Extensive weeding of collection
Purchasing of new titles in a variety of formats
One-on-one technology assistance
Interlibrary Loan service

Staff and Trustee Changes

Mary Larson stepped down as Library Trustee; Jack Herney was appointed to complete her term.
Dana Donovan resigned after seven years of service to the Library; Christine Powers was hired as our new Library Assistant.

Workshops Attended by Staff

New Hampshire Library Association Annual Meeting
Children's Librarians of New Hampshire Annual Meeting
Readers Advisory Training
Customer Service Training
Technology Training
Library Management Workshop
NH Small Libraries Summit

Friends of the Library Contributions

Spring Book/Bake/Plant Sale which sprouted a summer long Heirloom tomato sale
Museum of Fine Arts Pass purchase
Summer Reading Program performance sponsorship
Ran kids' activities at Kensington Christmas Fair table
Kept flower boxes in front of the Library blooming with seasonal plantings

KENSINGTON PUBLIC LIBRARY STATISTICS 2011

GENERAL SERVICE

Hours of Service per Week	35
Number of Library Cards In Effect	669
Total Annual Library Visits	6,173
Meeting Room Use	13
Public Computer Use	117
Online Database Searches	719
Online Catalog Searches	2,364

LIBRARY HOLDINGS

Total Materials in the Collection	14,145

CIRCULATION

KPL Materials Loaned	13,241
Items Borrowed From Other Libraries	312
Museum Passes Borrowed	117
Digital Books Downloaded	587

PROGRAMMING

Total Programs Sponsored by the Library	87
Summer Reading Program Events	13

Respectfully Submitted,
Janet Szarmach,
Kensington Public Library Director

2011 Public Library Treasurer's Report

KENSINGTON PUBLIC LIBRARY			
Treasurer's Report	2011		2010
Total Town Appropriation	95,273.00		96,808.06
APPROPRIATION USED DETAILS			
Payroll	59,061.42		58,424.01
Other Operating Expenses			
Professional Fees & Expenses	879.44		964.94
Library Materials	13,755.15		13,077.01
Supplies & Equipment	4,152.41		2,735.80
Heat & Light	9,893.43		7,721.70
Programs	702.14		842.06
Other Services	5,588.62		6,562.97
Total Other Operating Expenses	34,971.19		31,904.48
Total Appropriations Used	94,032.61		90,328.49
Amount Encumbered	1,186.42		4,381.38
Amount Remaining	53.97		2,098.19
ENDOWMENT ACCOUNT			
Balance as of January 1st	23,259.33		23,065.00
Interest earned	40.49		194.33
Balance as of December 31st	23,299.82		23,259.33
BANK BALANCE SHEET			
Opening Account Balance	13,151.69		8,556.16
Deposits & Interest	36,667.97		37,958.85
Transfer of Non Lapsing Funds	0.00		0.00
Withdrawals & Fees	-39,750.23		-33,363.32
Bank Balance at December 31st	10,069.43		13,151.69

2011 Public Library Treasurer's Report Cont.

NON-LAPSING FUNDS ACCOUNT			
Opening Account Balance	3,793.09		4270.32
Deposits & Interest	2,522.38		1,771.46
Withdrawals & Fees	-1,609.79		-2,248.69
Bank Balance at December 31st	4,705.68		3,793.09
CASH BALANCE			
Unallocated Bank Balance	10,135.28		14,485.25
Appropriations Remaining	53.97		2,098.19
Amount Encumbered	-1,186.42		-4,381.38
Closing Balance 12/31	9,002.83		12,202.06
Non-Lapsing Funds Account 12/31	4,705.68		3,793.09

2011 Rockingham Planning Commission

ROCKINGHAM PLANNING COMMISSION WORK EFFORTS

JANUARY 1, 2011 – DECEMBER 30, 2011

Land Use Planning

TARGETED BLOCK GRANT
(Funding Source: NHOEP)

1. **Training & Education for Land Use Boards**

   A workshop session for new planning board members was held by staff in June. The presentation focused upon the legal requirements governing planning board membership as well as the environmental responsibilities that need to be understood for Planning Board members.

2. **Developments of Regional Impact**
   Provide RPC DRI committee support; attend local land use board meeting concerning developments of regional impact. Monitor and amend rules of procedure for the DRI Committee as needed. Investigate methods to allow communities to charge applicants for the RPC's review of projects with regional impacts.

3. **Planning Assistance Grant Program for Non-Coastal Communities**
   This component of our program supports matching grants for planning assistance projects in the 14 member communities that make up the non-coastal area of the RPC. Similar to how the coastal communities have Coastal Program funds available to them, these funds would be made available to the non-coastal communities for a 50/50 matching program for planning projects. Specific projects will be solicited from the communities and selected based on the project description, demonstrated need, availability of local match and history of prior grants. Proposals from the seven RPC communities that are eligible for neither Coast Program funds nor I-93 CTAP discretionary grant funds will be favored. Non-dues paying members will be ineligible for these matching grant funds.

   Maximum matching amounts per project has been reduced to $2500. The projects submitted for FY 12 are as follows:
   - Fremont – Visioning chapter of the MP.
   - Kingston – Aquifer Ordinance amendments and outreach for Town meeting and updated census information for the existing housing chapter.
   - Sandown – Master Plan review and edits of work completed by the local master plan committee.

4. **Sustainable Communities Initiative**
   The RPC will participate with other New Hampshire regional planning commissions in developing the statewide sustainable communities initiative and related resubmission of the HUD Communities Initiative program application. Recently approved by HUD, the

initiative grant will fund the development of a full update to the RPC regional plan – a core requirement of our enabling law.

NH COASTAL PROGRAM
(Funding Source: NH CZP; Local Dues, Community match)

1. **Planning Assistance for Coastal Communities**
The RPC will receive grant funds to provide technical planning assistance matching grants to communities who wish to undertake local planning projects or activities that will benefit and/ or help protect coastal resources. For FY 12 these projects include:

Greenland: Provide general technical planning assistance to the Greenland Planning Board including attending monthly Board meetings, review of development applications, preparation of amendments to the Zoning Ordinance, assisting the Board in implementing land use and natural resource related Master Plan recommendations, and attending the RPC's Projects of Regional Impact Committee meetings as needed.

Hampton Falls: Provide general technical planning assistance to the Hampton Falls Planning Board including attending monthly Board meetings, review of development applications, preparation of amendments to the Zoning Ordinance, updating the town's tax maps with annual assessor's information, and attending the RPC's Projects of Regional Impact Committee meetings as needed.

North Hampton: Provide general technical planning assistance to the North Hampton Planning Board including attending monthly Board meetings, review of development applications, preparation of amendments to the Zoning Ordinance, assisting the Board in implementing land use and natural resource related Master Plan recommendations, and attending the RPC's Projects of Regional Impact Committee meetings.

2. **Regional Water Studies**
(Funding: NH Coastal Program; Local Dues; RPC In-kind match)
Staff will continue participating in the Southeast Watershed Alliance development and as requested will help communities implement the findings of the Sustainable Groundwater Study prepared by USGS.

3. **Conservation Commission Circuit Rider Program**
(Funding: NH Coastal Program; Local In-kind match)
Provide staff support to the Epping Conservation Commission for such activities as: attending monthly meetings, providing general organizational assistance, and providing direct technical assistance relating to water resource protection initiatives, drafting proposed land use regulations and master plan chapter sections, promoting sustainable development practices and engaging in public outreach programs.

4. **Coastal Adaptation Planning**

(Funding: NH Coastal Program; Local Dues; UPWP leverage match)
RPC will build upon the adaptation planning work accomplished in the Seabrook pilot project three years ago that focused on planning for future impacts of climate change. Using the products created in the pilot study RPC will develop and distribute a Planning Advisory Report to its member coastal communities to assist in developing local adaptation strategies, promote and hold a regional forum outlining the process, and assist communities that request adaptation planning assistance. RPC staff shall participate in and support the activities of the Coastal Adaptation Workgroup.

Natural Resources and Environmental Planning

Exeter River Management Plan; Assistance to ERLAC (604B)
(Funding: EPA 604B Program; Local Dues)

The RPC will continue to provide technical assistance to the Exeter River Local Advisory Committee (ERLAC) under the provisions of the New Hampshire Rivers Management and Protection Program. For 15 years the RPC has provided organizational and technical planning assistance to ERLAC, which is responsible for developing, adopting and monitoring the management plan for the river. Work tasks for the grant's 2 year period of 2011-12 include:

- Develop an expanded watershed management plan for the Exeter/Squamscott River watershed. This will incorporate the Squamscott River (tidal reach of the Exeter) watershed area into the plan including portions of Exeter, Stratham and Newfields. In 1999 the RPC prepared the first watershed management plan for ERLAC. Since that time, a number of critical pieces of information regarding natural and built resources in the watershed have been produced by several organizations, including the NH Fish and Game Wildlife Action Plan, Land Conservation Plan for New Hampshire's Coastal Watersheds, the NH DES Fluvial Geomorphic Assessment of the Exeter River, and the PREP Assessment of Land Use Regulations in the Coastal Watershed. In addition, most of the communities in the watershed have updated their master plans and completed natural resource inventories since the 1999 Exeter River Corridor and Watershed Management Plan was completed. Relevant information from all these reports will be incorporated in the new plan, as will ideas and concerns contributed by watershed residents and local officials. The Plan will include the Squamscott River and become the basis for a nomination to include the Squamscott River into the State Rivers Protection Program.

- Continue to provide technical and administrative support for monthly ERLAC meetings.

- RPC staff will review land development proposals and draft letters to relevant parties; arrange for meetings with developers proposing projects in the watershed and invite Planning Board and Conservation Commissions to attend these meetings. RPC will submit response letters regarding development proposals, and minutes from meetings with developers, Planning Boards, and Conservation Commissions in both electronic and hard-copy to DES on or before the project completion date.

- Prepare grant requests to the NH Coastal Program, NH Estuaries Project, New Hamp-

shire Charitable Foundation, State Conservation Committee and other organizations to secure funding for implementation of Management Plan recommendations.

PREP Management Committee
(Funding: Local Dues)
The RPC will continue to participate on the Piscataqua River Estuaries Program (formerly NH Estuaries Program) Management Committee representing RPC communities and regional interests.

Lamprey River Fluvial/Geomorphic Study
(Funding: NHDES; FEMA)
RPC staff will complete assistance to DES on this project, including developing GIS parcel information, and providing community and landowner outreach, communication and education in connection with a Geomorphologic study of the Exeter River.

Southeast Watershed Alliance
(Funding: Local Dues; CZP; UPWP))
RPC staff is increasingly active in the Southeast Watershed Alliance, a multi-jurisdictional organization authorized by legislation in 2009 for the purpose of coordinating water quality planning and implementation in the NH Coastal Watersheds (Great Bay and Hampton-Seabrook estuary watersheds). RPC staff participates on the groups Advisory Committee and has provided technical assistance on a variety of subjects related to non-point source pollution and stormwater management. As funding permits, this will continue in FY 2012.

EPA Brownfields Site Assessment Program
(Funding: EPA; RPC Dues)
Additional funding was approved in FY2010 to continue and expand the program to include both hazardous substance and petroleum contamination sites, RPC staff will continue to work with the RPC Brownfields Advisory Committee who has selected and prioritized sites for further investigation and assessments. Phase 1 assessments of candidate brownfields sites will be conducted after securing the interest and cooperation of the individual landowners. Phase 2 assessment will be completed as warranted. Candidate assessment sites are located in Portsmouth, Hampton, Exeter, Fremont, Epping, Sandown and Plaistow. Others will be added in the coming year. Staff also participates in Statewide Brownfields Advisory Committee.

Agriculture Resource Master Chapter
(NHCF)
The project will develop a model agriculture resources master plan chapter to communities to use as a template in preparing town-specific chapters. The model will be developed with the help and guidance of an advisory committee, and once completed will be presented to communities in two regional meetings.

Transportation Planning

UNIFIED PLANNING WORK PROGRAM FOR FY-2012 & 2013

2011 Rockingham Planning Commission

(Funding Sources: FHWA; FTA; NHDOT; Local Dues)

The RPC's transportation planning work program is developed and adopted by the Commission in its capacity as the metropolitan planning organization (MPO) for the region. This transportation planning work program, called the *Unified Planning Work Program*, covers a two year period and was last adopted and approved in May 2011 to cover the period July 2011 through June 2013. Planning priorities or emphasis areas covering this two year period were jointly developed by the RPC, FHWA and NHDOT and are summarized as follows:

1. ***SAFETEA-LU Compliance:*** Ensure that the MPO maintains compliance with the provisions of SAFETEA-LU and the planning regulations developed by FHWA and FTA.
2. ***Fiscal Constraint and Financial Planning:*** Continue to improve methods and practices regarding showing fiscal constraint of planning documents and of projecting finances available to the MPO.
3. ***Project Monitoring:*** Take a more active role in tracking projects as they move from planning to implementation.
4. ***Travel Demand Modeling:*** Ensuring that the MPOs are maintaining the function and capacity of their travel demand models and keeping them up-to-date.
5. ***HPMS and CMP Data Collection and Monitoring:*** Continue to assist with the collection of Highway Performance Monitoring System data and implement the data collection necessary for the Congestion Management Process.
6. ***2010 Census Data:*** Work to integrate the forthcoming 2010 census data into transportation planning activities such as the Travel Demand Model and Long Range Plan.
7. ***Planning and Environmental Linkages:*** Work with Federal and State planning partners to deploy innovative planning techniques that can shorten project delivery times.
8. ***Planning Performance Measures:*** Develop and implement planning performance measures and integrating a performance based approach into MPO activities.
9. ***Climate Change:*** Address climate change mitigation and adaptation in the planning process.
10. ***Livability:*** Integrate the livability principles of more transportation choices, equitable, affordable housing, enhanced economic competitiveness, support for existing communities, coordinated policies, leveraging investments, and valuing communities and neighborhoods into the transportation planning process.

The full UPWP document which includes nearly 100 separate tasks and task categories can be found on the RPC website at the following location:

www.rpc-nh.org/PDFs/transportation/Final_Draft_RPC_FY2012-2013_UPWP.pdf

Hampton Intermodal Transportation Feasibility Study

(Funding Sources: FHWA; FTA; NHDOT; Local Dues)

The Hampton Intermodal Transportation Feasibility Study is included as a Special Study within the Unified Planning Work Program as described above.

The Rockingham Planning Commission, on behalf of the Town of Hampton, will conduct a combination Feasibility Study and Conceptual Planning Study to evaluate the potential of establishing an intermodal transportation facility at the present interchange of US 1 and NH 101 adjacent to Hampton's town center. The proposed intermodal center has been identified in multiple regional plans, and is seen by the Town, the Planning Commission, and other public and private stakeholders as supporting a range of regional transportation goals. Chief among these are improved access to intercity and regional transit for residents of Seacoast communities south of Portsmouth, and economic and environmental benefits associated with improved access to Hampton Beach State Park for visitors and residents alike. Key components of the study will include demand assessments for intercity, regional and local circulator transit services; a Brownfields site assessment of the NH101/US1 interchange area, and conceptual design of the interchange and the intermodal facility itself. The Planning Commission will be responsible for managing the study; one or more consultants will be retained for the site assessment and interchange conceptual design components.

Coastal Route 1A/1B Scenic Byway Management Plan Update
(Funding Sources: FHWA; FTA; NHDOT; Local Dues)

The current Coastal Scenic Byways Management Plan was completed by the RPC in 1995. It is now considered too outdated to support project funding applications made under the FHWA Scenic Byways program. In response to several project application rejections and the need to consider the disposition of excess rights of way in parts of Rye and North Hampton, the RPC successfully applied for a grant to update the management plan. This process will commence in the Fall of 2011 and be concluded in the second half of 2013. The update will follow the general format of the previous Plan, but incorporate relevant recommendations and elements of the Hampton Beach Master Plan, East Coast Greenway, bicycle and pedestrian needs and other supporting projects.

Economic Development Planning

Comprehensive Economic Development Strategy (CEDS)
(Funding: Rockingham Economic Development Corp., Local Dues)

Provide assistance to the REDC in updating of the 2012 Rockingham County Comprehensive Economic Development Strategy (CEDS), in support of on-going regional economic development planning efforts. The RPC's responsibilities will include updating demographic and economic data and associated analyses, assisting with reviewing and updating goals, objectives and recommendations, including the priority project list, researching status of major regional economic development projects and providing support and input at Steering Committee and REDC Board meetings. The original CEDS was completed in 2000; a major rewrite was completed in 2005; annual updates are completed for intervening years.

EPA Brownfields Site Assessment Program

(Funding: EPA; RPC Dues)
See the program description above under "*Natural Resources & Environmental Planning*"

Other Regional Programs

Hazard Mitigation Planning
(Funding: NH Office of Emergency Management, RPC)
Continue development and begin an update cycle of Natural Hazard Mitigation Plans for communities in the region. In FY 2012-2013, the RPC will complete Hazard Mitigation Plan updates for North Hampton and Seabrook and perform the 5-year updates for Newington, East Kingston, Hampstead, Stratham, Atkinson, Kensington and Windham.

Developments of Regional Impact Review
(Funding: Local Dues)
Continue to staff the Developments of Regional Impact Review Committee which reviews and comments on proposed development in the region that may have region-wide impact. (RSA 35:54-58). Work on strengthening the regional impact review process and local awareness, and complete follow-up on Planning Advisory on Regional Impact Guidelines distributed in FY 07. Attend local planning board meetings as warranted to provide testimony on regional impact projects.

Energy Planning
(*Funding: NH Office of Energy & Planning/US DOE/CLF Ventures)*

The RPC with the other 8 regional planning commissions have partnered with CLF Ventures and Peregrine Energy Group to implement the NH OEP's Energy Technical Assistance Partnership Program (ETAP). The RPC is assisting communities in carrying out energy inventories for municipal buildings and facilities, identify funding sources and prepare grant applications, develop energy master plans, prepare related ordinances and develop town wide energy strategies

Broadband
(*Funding: SWRPC/UNH/National Telecommunications & Information Administration/US Dept. of Commerce)*

The New Hampshire Broadband Mapping & Planning Program (NHBMPP) is a multi-year, multi-agency effort to map areas in the state that are currently served and underserved by the State's 70+ broadband providers. After the initial mapping effort is complete a planning component will be untaken to help communities plan for existing and future capacity infrastructures by enhancing town and regional master plans to address broadband specifically.

Hazardous Waste Collection: (Exeter, Stratham, Newfields, East Kingston, Epping)
(Funding: Local Dues)
Coordinate five-town cooperative hazardous waste collection each year, including grant application, volunteer and other logistics coordination.

Sustainable Communities Initiative
(Funding: Local Dues)
RPC staffassisted in the development of the NH regional planning commissions' statewide application for a multi-year grant under the HUD Sustainable Communities Initiative. Recently funded, the grant will fund the development of a complete update of the regional plan.

Legislative Policy Development
(Funding: Local Dues)
Develop and distribute RPC legislative policy priorities for the 2011-2012 Legislative Session.

Information Distribution
(Funding Source: Local; NHDOT; FHWA; OSP)
Newsletters; Website updates; Zoning Amendment Calendar; Other Planning Advisory Memos; Census Distribution; Law Lecture Series; Press Releases

LOCAL WORK PROGRAM FOR FY 2011-2012
Rockingham Planning Commission

July 1, 2011 – June 30, 2012

Atkinson: Circuit rider services; assistance to planning board on application reviews and in revisions to Zoning Ordinance; assistance with Stagecoach (NH121A) scenic byways designation; general transportation planning (MPO) assistance; preparation of a 5 year update to the Town's Hazard Mitigation Plan.

Brentwood: Circuit rider services; Site Review and Subdivision regulation amendments as necessary and Zoning amendments as necessary; general transportation planning (MPO) assistance; assisted the community in the preparation of an RFP for preparation of a safety study of the Pine Road / NH Route 27 intersecton.

Danville: Technical assistance as requested; assistance to Planning Board in revisions in Zoning Ordinance; update open space section of Master Plan and review senior housing and open space subdivision ordinances to encourage use; update Site Review and Subdivision regulations; general transportation planning (MPO) assistance; 604-B Water Quality Planning Support via the Exeter-Squamscott River Local Advisory Committee.

East Kingston: Circuit rider services; assistance to Planning Board on application reviews in to Telecommunications section of the Zoning Ordinance, update of Site Review and Subdivision regulations; general transportation planning MPO assistance with coordination of and informational presentations to the Agriculture Commission; provide technical assistance, building assessment and develop energy inventory through the ETAP program; coordination of Exeter/Stratham/Newfields/East Kingston and Epping household hazardous waste collection; 604-B Water Quality Planning Support via the Exeter-Squamscott River Local Advisory Com-

mittee; preparation of a 5 year update to the Town's Hazard Mitigation Plan.

Epping: Technical assistance as requested; general transportation planning (MPO) assistance; coordination of Exeter/Stratham/Newfields/East Kingston and Epping household hazardous waste collection; participation in the Regional Brownfields Phase 1 site assessment program and potential Phase 2 assessment, Conservation Commission Circuit Rider services. Provide the Town with energy planning services under the the Energy Technical Assistance Program program.

Exeter: Technical assistance as requested; coordination of the Exeter/Stratham-/Newfields/East Kingston and Epping household hazardous waste collection; TASC volunteer driver program assistance; Exeter transportation committee assistance; participation in the Regional Brownfields site assessment program; participation in the Exeter Station Committee (Downeaster) and West Ex Committee and assistance with economic development process; Exeter Local Transportation Committee assistance; 604-B Water Quality Planning Support via the Exeter-Squamscott River Local Advisory Committee; participation in the Energy Technical Assistance Program; Project management of the Exeter/Stratham Sewer and Water feasibility study for shared services.

Fremont: Circuit rider services; assistance to Planning Board in revisions to Zoning Ordinance, Site Review and Subdivision regulations; general transportation planning (MPO) assistance; Safe Routes to School technical assistance; conduct public input sessions and update Vision Chapter of Master Plan; participation in the Regional Brownfields site assessment program; 604-B Water Quality Planning Support via the Exeter-Squamscott River Local Advisory Committee.

Greenland: Circuit rider services; assistance to Planning Board on revisions to Zoning Ordinance, Site Review and Subdivision regulations; general transportation planning (MPO) assistance; transit coordination assistance; preparation of a New Hampshire Route 33 commercial zoning district; assist the conservation commission through the RPC's Conservation Commission circuit rider program; TASC volunteer driver program assistance; participation in the Regional Brownfields site assessment program.

Hampstead: Technical assistance as requested; general transportation planning (MPO) assistance; CART regional transit system implementation; preparation of a 5 year update to the Town's Hazard Mitigation Plan; assistance with the Scenic Byway program.

Hampton: Technical assistance as requested; general transportation planning (MPO) assistance; Master Plan update assistance as requested; assistance with Zoning amendments for the Beach area; Safe Routes to School technical as-

sistance; TASC volunteer driver program assistance; completion of Route 1 Corridor Study and implementation strategy; completion of the HBAC parking study; participation in the Regional Brownfields site assessment program; participation in the Energy Technical Assistance Program; development of the Hampton Intermodal Facility feasibility and conceptual planning study.

Hampton Falls: Circuit rider services; assistance to Planning Board in revisions to Zoning Ordinance, Site Review and Subdivision regulations; general transportation planning (MPO) assistance; parcel map updates; continue Route 1 Corridor Study outreach; TASC volunteer drive program assistance.

Kensington: Circuit rider services; assistance to Planning Board in revisions to Zoning Ordinance, Site Review and Subdivision regulations; general transportation planning (MPO) assistance; 604-B Water Quality Planning Support via the Exeter-Squamscott River Local Advisory Committee.

Kingston: Circuit rider services; assistance to Planning Board in revisions to Zoning Ordinance, Site Review and Subdivision regulations; TBG assistance with aquifer ordinance amendments and Census updates to the Master Plan Housing chapter; general transportation planning (MPO) assistance; assistance with CIP; assistance with NH 125 project implementation; 604-B Water Quality Planning Support via the Exeter-Squamscott River Local Advisory Committee.

New Castle: Technical assistance as requested; general transportation planning (MPO) assistance; assistance with address workforce housing compliance options as requested; assistance with updating the Town's Future Land Use section of the Master Plan; assistance with Safeparth Transportation Enhancement sidewalk application.

Newfields: Technical assistance as requested; general transportation planning (MPO) assistance; coordination of Exeter/Stratham/Newfields/East Kingston and Epping household hazardous waste collection; participation in the Regional Brownfields site assessment program; 604-B Water Quality Planning Support via the Exeter-Squamscott River Local Advisory Committee.

Newington: Technical assistance as requested; general transportation planning (MPO) assistance; monitoring of Newington-Dover bridge expansion project; GIS assistance as requested; staff support for COAST; participation in the Energy Technical Assistance Program; preparation of a 5 year update to the Town's Hazard Mitigation Plan.

Newton: Circuit rider services; assistance to Planning Board in revisions to Zoning Ordinance, Site Review and Subdivision regulations; general transportation planning (MPO) assistance; Safe Routes to School technical assistance;

provide assistance to the local Master Plan committee; assist in the evaluation of the Row's corner intersection.

North Hampton: Circuit rider services; assistance to Planning Board in revisions to Zoning Ordinance, Site Review and Subdivision regulations; general transportation planning (MPO) assistance; complete Route 1 Corridor Study and work with Town on access management strategy and MOU; transit coordination assistance; TE application assistance; TASC volunteer drive program assistance; preparation of revised Master Plan; participation in the Energy Technical Assistance Program.

Plaistow: Technical assistance as requested; general transportation planning (MPO) assistance; assistance with NH 125 project implementation; CART regional transit system implementation; Safe Routes to School technical assistance; assistance with traffic calming study of portions of NH 121A; participation in the Regional Brownfields site assessment program; provide assistance regarding Plaistow Commuter Rail (layover and station site assessments, CMAQ application and other assistance as needed); provide technical assistance, building assessments and develop energy inventory through the ETAP program.

Portsmouth: Technical assistance as requested; assistance with Greater Portsmouth TMA; assistance with implementing and funding city traffic model/subarea model development; complete Route 1 Corridor Study; general transportation planning (MPO) assistance; completion of Portsmouth-Manchester intercity bus feasibility study; assistance to update the local hazard mitigation plan; member of the Portsmouth Housing Blue Ribbon Committee, participation in the Regional Brownfields site assessment program; provide technical assistance, building assessments and develop energy inventory through the ETAP program..

Rye: Technical assistance as requested; general transportation planning (MPO) assistance; Pioneer Road Bike Path implementation; complete Route 1 Corridor Study; TASC volunteer driver program assistance; Safe Routes to School technical assistance; master planning assistance to the Rye long range planning committee. Rye Beach District: zoning ordinance amendment assistance as requested.

Salem: (NON-MEMBER)

Sandown: Technical assistance as requested; general transportation planning (MPO) assistance; I-93 CTAP program implementation; assistance with regional and local housing needs assessment; assistance preparing a wetlands ordinance; participation in the Regional Brownfields site assessment program; 604-B Water Quality Planning Support via the Exeter-Squamscott River Local Advisory Committee; provide technical assistance, building assessments and develop energy inventory through the ETAP program; assistance with edits and internal consistency for master plan chapters prepared by the community's master plan committee.

Seabrook: Technical assistance as requested; general transportation planning (MPO) assistance and project grant to develop new zoning for the Smithtown Village district on Route 1 south; Route 1 Corridor Study; TASC volunteer driver program assistance; Safe Routes to School technical assistance; transit coordination assistance; traffic impact review for developments are requested; prepare an adaption planning project for areas of Town that experience repeated stormwater inundation; provide technical assistance, building assessments and develop energy inventory through the ETAP program; annual conversion of CAD based tax maps to GIS format and linkage of assessing data.

South Hampton: Technical assistance as requested; general transportation planning (MPO) assistance; review of development plans as requested; completion of a Natural Resources inventory for the Conservation Commission.

Stratham: Technical assistance as requested; general transportation planning (MPO) assistance; coordination of Exeter/Stratham/Newfields/East Kingston and Epping household hazardous waste collection; TASC volunteer driver program assistance; transit coordination assistance; tax map update; participation in the Regional Brownfields site assessment program; 604-B Water Quality Planning Support via the Exeter-Squamscott River Local Advisory Committee; Project management of the Exeter/Stratham Sewer and Water feasibility study for shared services; participation in the Energy Technical Assistance Program; preparation of a 5 year update to the Town's Hazard Mitigation Plan.

Windham: Technical assistance as requested; general transportation planning (MPO) assistance; administration of Wall Street/Route 111 study; CART regional transit system implementation; assistance with preparation of amendments to the village district resulting from studies of the area undertaken in the recent past; assistance with the development of amendments to the existing elderly housing ordinance; assistance with development of amendments to the existing conservation subdivision ordinance; preparation of a 5 year update to the Town's Hazard Mitigation Plan.

ANNUAL REPORT

OF OFFICERS OF THE SCHOOL DISTRICT
OF THE TOWN OF KENSINGTON, NEW HAMPSHIRE
FOR THE YEAR BEGINNING JULY 1, 2010
AND ENDING JUNE 30, 2011

MODERATOR

ROBERT SOLOMON - TERM EXPIRES 2014

CLERK

MARGARET RUGGERI – TERM EXPIRES 2014

SCHOOL BOARD MEMBERS

ALICE MOWER - TERM EXPIRES 2013
CHERYL CAMACHO - TERM EXPIRES 2012
GARY BONITATIBUS - TERM EXPIRES 2014

TREASURER

DONNA HALL - TERM EXPIRES 2013

AUDITOR

DANA DONOVAN – TERM EXPIRES 2012

2012 KES Warrant

KENSINGTON SCHOOL DISTRICT WARRANT

To the inhabitants of the School District of Kensington, County of Rockingham, State of New Hampshire, qualified to vote upon District affairs:

You are hereby notified to meet as follows:

FIRST SESSION: At the Kensington Elementary School in said Kensington on Wednesday, February 8, 2012 at 6:00 p.m. for explanation, discussion, debate, and possible amendment of the following warrant articles:

1. Shall the District raise and appropriate an operating budget, not including appropriations by special warrant articles and other appropriations voted separately, the amounts set forth on the budget posted with the warrant, for the purposes set forth therein, totaling $3,015,094? Should this article be defeated, the default budget shall be $3,003,524 which is the same as last year, with certain adjustments required by previous action of the District or by law or the governing body may hold one special meeting, in accordance with RSA 40:13, X and XVI, to take up the issue of a revised operating budget only.
(The School Board recommends $3,015,094 as set forth on said budget.)

2. To hear reports of agents, auditors, and committees or officers heretofore chosen.

3. To transact any other business which may legally come before the meeting?

SECOND SESSION: At the Kensington Town Hall in said Kensington on Tuesday, March 13, 2012 to choose the following School District Officers: One School Board Member for a three year term, a School District Auditor for a one year term, and vote on article 1 above, as those articles may be amended at the First Session; by ballot, the polls to open at 8:00 a.m. and to close no earlier than 7:30 p.m.

Given under our hands at said Kensington on this 11th day of January, 2012.

KENSINGTON SCHOOL DISTRICT SCHOOL BOARD:

Cheryl Camacho

Alice Mower

Gary Bonitatibus

KENSINGTON SCHOOL DISTRICT
BUDGET WORKSHEET FY 2012-2013

FUNCTION OBJECT	DESCRIPTION	2009-2010 DEFAULT	2009-2010 EXPENDED	2010-2011 APPROVED	2010-2011 EXPENDED	2011-2012 APPROVED	2012-2013 PROPOSED
1000	INSTRUCTION						
1100-110	SALARIES OF TEACHERS	886,311.00	879,674.26	933,778.00	913,440.18	942,821.00	969,371.00
1100-118	SALARIES OF REG. INSTR. AIDES	72,618.00	63,889.26	89,846.00	70,467.78	74,903.00	56,563.00
1100-120	SALARIES OF TEMPORARY EMPLOYEES	17,500.00	19,613.18	17,500.00	13,571.78	17,500.00	17,000.00
1100-321	PROFESSIONAL SVS FOR ESOL SERVICES	0.00	0.00	0.00	0.00	0.00	29,000.00
1100-322	PROFESSIONAL SVS FOR 504 PROGRAM	1,000.00	0.00	1,000.00	0.00	1,000.00	1,000.00
1100-329	PROFESSIONAL SVS FOR CURR DEV.	6,000.00	9,322.37	6,000.00	5,709.85	6,000.00	6,000.00
1100-610	GENERAL TEACHING SUPPLIES	34,700.00	34,510.53	26,800.00	26,560.04	25,800.00	25,050.00
1100-640	BOOK, OTHER PRINTED MEDIA	8,700.00	7,577.59	7,350.00	7,197.30	6,500.00	6,500.00
1100-641	PERIODICALS	700.00	341.00	600.00	548.31	600.00	600.00
1100-733	NEW FURN. FIXTURES AND EQUIPMENT	1,400.00	329.08	1,000.00	749.51	1,500.00	1,500.00
1100-737	REPLACEMENT FURN. FIX. & EQUIPMENT	450.00	450.00	100.00	0.00	400.00	200.00
	TOTAL REGULAR EDUCATION	1,029,379.00	1,015,707.27	1,083,974.00	1,038,244.75	1,077,024.00	1,112,784.00
1200	SPECIAL EDUCATION						
1210-110	SALARIES OF S.E. TEACHERS	119,518.00	133,671.33	137,877.00	133,864.00	139,193.00	115,697.00
1210-118	SALARIES OF S.E. AIDES	94,564.00	92,168.20	102,799.00	112,058.01	126,658.00	150,035.00
1210-321	S.E. PROFESSIONAL SVS FOR INSTRUCTION	7,500.00	4,035.08	7,000.00	6,740.50	7,000.00	7,000.00
1210-322	S.E. PROF IMPV PROG - TESTING	0.00	0.00	0.00	0.00	0.00	0.00
1210-329	S.E. PROF SVS FOR CURR DEV	0.00	0.00	0.00	0.00	0.00	0.00
1210-561	S.E. TUITION - PUBLIC N.H.	13,300.00	5,082.68	12,300.00	8,803.00	13,500.00	13,000.00
1210-562	S.E. TUITION - OUTSIDE N.H.	0.00	0.00	0.00	0.00	0.00	0.00
1210-563	S.E. TUITION - PRIVATE N.H.	6,000.00	4,560.00	4,500.00	2,765.00	4,500.00	4,000.00
1210-580	S.E. TRAVEL	100.00	0.00	100.00	0.00	100.00	100.00
1210-610	S.E. GENERAL SUPPLIES	2,700.00	2,593.83	2,800.00	2,505.77	2,800.00	2,800.00
1210-641	S.E. BOOKS & OTHER PRINTED MEDIA	4,100.00	4,078.75	1,400.00	1,186.86	1,400.00	1,400.00
1210-733	S.E. FURNITURE	300.00	300.00	100.00	79.99	100.00	300.00
1210-737	S.E. REPL. OF FURNITURE & FIXTURES	0.00	0.00	0.00	0.00	0.00	0.00
1210-739	EQUIPMENT	1,850.00	1,613.48	1,850.00	1,405.11	300.00	300.00
	TOTAL SPECIAL EDUCATION	249,932.00	248,103.35	270,726.00	269,408.24	295,551.00	294,632.00

2012 Proposed Budget

FUNCTION OBJECT	DESCRIPTION	2009-2010 DEFAULT	2009-2010 EXPENDED	2010-2011 APPROVED	2010-2011 EXPENDED	2011-2012 APPROVED	2012-2013 PROPOSED
1400	OTHER INSTRUCTIONAL PROGRAMS						
1410-110	CO-CURRICULAR SALARIES	1,850.00	1,832.00	2,100.00	3,300.00	2,100.00	2,800.00
1410-800	STUDENT BODY ACTIVITIES	7,050.00	8,089.80	6,650.00	6,247.07	8,250.00	10,150.00
	TOTAL OTHER INSTR. PROGRAMS	8,900.00	9,921.80	8,750.00	9,547.07	10,350.00	12,950.00
2112	ATTENDANCE SERVICES						
2112-120	ATTENDANCE SERVICES	30.00	30.00	30.00	0.00	30.00	30.00
	TOTAL ATTENDANCE SERVICES	30.00	30.00	30.00	0.00	30.00	30.00
2120	GUIDANCE SERVICES						
2120-110	GUIDANCE SALARIES	13,165.00	13,164.20	13,165.00	13,361.60	13,496.00	13,698.00
2120-321	PROFESSIONAL SERVICES FOR GUIDANCE	100.00	0.00	100.00	0.00	0.00	0.00
2120-610	GENERAL SUPPLIES FOR GUIDANCE	0.00	0.00	0.00	0.00	0.00	0.00
	TOTAL GUIDANCE SERVICES	13,265.00	13,164.20	13,265.00	13,361.60	13,496.00	13,698.00
2130	HEALTH SERVICES						
2130-110	HEALTH SALARIES	46,915.00	48,956.00	51,109.00	55,270.00	58,553.00	61,874.00
2130-321	PROFESSIONAL SERVICES-HEALTH	0.00	0.00	0.00	0.00	0.00	0.00
2130-430	REPAIRS AND MAINTENANCE	480.00	480.00	480.00	259.00	480.00	400.00
2130-610	GENERAL SUPPLIES	402.00	243.73	410.00	187.62	500.00	500.00
2130-641	BOOKS AND OTHER PRINTED MEDIA	0.00	0.00	0.00	0.00	0.00	0.00
2130-739	EQUIPMENT - HEALTH SVS	200.00	107.28	150.00	64.47	550.00	500.00
	TOTAL HEALTH SERVICES	47,997.00	49,787.01	52,149.00	55,781.09	60,083.00	63,274.00
2139	VISION SERVICES						
2139-321	VISION SERVICES	0.00	0.00	0.00	0.00	0.00	0.00
	TOTAL VISION SERVICES	0.00	0.00	0.00	0.00	0.00	0.00

2012 Proposed Budget

FUNCTION OBJECT	DESCRIPTION	2009-2010 DEFAULT	2009-2010 EXPENDED	2010-2011 APPROVED	2010-2011 EXPENDED	2011-2012 APPROVED	2012-2013 PROPOSED
2140	PSYCHOLOGICAL SERVICES						
2140-321	PSYCH. SVS. - CONTRACTED	13,992.00	16,067.50	13,992.00	19,360.00	14,344.00	14,595.00
	TOTAL PSYCHOLOGICAL SERVICES	13,992.00	16,067.50	13,992.00	19,360.00	14,344.00	14,595.00
2150	SPEECH PATHOLOGY SERVICES						
2150-110	SPEECH PATHOLOGIST SALARIES	55,965.00	56,645.70	62,282.00	63,193.95	60,960.00	61,874.00
2150-321	RELATED SPEECH SERVICES	2,273.00	0.00	1,913.00	0.00	1,440.00	1,080.00
	TOTAL SPEECH SERVICES	58,238.00	56,645.70	64,195.00	63,193.95	62,400.00	62,954.00
2160	PHYSICAL THERAPY SERVICES						
2160-110	OCCUPATIONAL THERAPIST	24,772.00	24,771.20	24,772.00	25,142.80	25,395.00	25,775.00
2160-321	RELATED SVS O.T.	495.00	0.00	315.00	0.00	225.00	225.00
2160-322	PHYSICAL THERAPY SERVICES	1,000.00	0.00	500.00	0.00	400.00	400.00
	TOTAL PHYSICAL THERAPY SERVICES	26,267.00	24,771.20	25,587.00	25,142.80	26,020.00	26,400.00
2210	IMPROVEMENT OF INSTRUCTION SERVICES						
2210-321	COURSE REIMBURSEMENT	6,000.00	8,454.00	6,000.00	6,018.75	6,000.00	6,000.00
2210-322	CONFERENCE REIMBURSEMENT	4,500.00	6,367.50	4,500.00	4,631.25	4,500.00	4,500.00
2219-329	S.E. CONFERENCE REIMBURSEMENT	150.00	0.00	150.00	0.00	150.00	150.00
	TOTAL IMPROVEMENT OF INSTR. SVS.	10,650.00	14,821.50	10,650.00	10,650.00	10,650.00	10,650.00

2012 Proposed Budget

FUNCTION OBJECT	DESCRIPTION	2009-2010 DEFAULT	2009-2010 EXPENDED	2010-2011 APPROVED	2010-2011 EXPENDED	2011-2012 APPROVED	2012-2013 PROPOSED
2222	SCHOOL LIBRARY SERVICES						
2222-110	MEDIA GENERALIST SALARIES	1,200.00	180.00	1,200.00	0.00	1,200.00	1,200.00
2222-118	MEDIA AIDES SALARIES	11,856.00	11,075.55	12,084.00	11,054.52	12,274.00	12,502.00
2222-321	PROFESSIONAL SERVICES - MEDIA	0.00	0.00	0.00	0.00	0.00	0.00
2222-430	REPAIRS AND MAINTENANCE - MEDIA	1,250.00	467.84	500.00	1,024.35	1,450.00	1,250.00
2222-610	GENERAL SUPPLIES - MEDIA	1,200.00	1,200.00	400.00	246.66	400.00	400.00
2222-640	PERIODICALS	350.00	332.97	350.00	251.74	250.00	250.00
2222-641	BOOKS, OTHER PRINTED MEDIA	3,500.00	3,437.09	3,500.00	3,452.48	3,500.00	3,750.00
2222-733	MEDIA FURNITURE	0.00	0.00	0.00	0.00	0.00	0.00
2222-737	REPL. OF MEDIA EQUIPMENT	0.00	0.00	0.00	0.00	0.00	0.00
2222-739	MEDIA EQUIPMENT	300.00	200.00	300.00	133.00	300.00	300.00
	TOTAL LIBRARY SERVICES	19,656.00	16,893.45	18,334.00	16,162.75	19,374.00	19,652.00
2225	COMPUTER - ASSISTED INSTRUCTION SVS						
2225-321	COMPUTER TECH SERVICES	8,946.00	10,625.50	12,020.00	10,553.13	12,020.00	12,210.00
2225-430	COMPUTER REPAIRS	0.00	0.00	0.00	0.00	0.00	0.00
2225-444	COMPUTERS - LEASE	0.00	0.00	0.00	0.00	0.00	0.00
2225-531	VOICE COMMUNICATIONS	0.00	0.00	0.00	0.00	0.00	0.00
2225-610	COMPUTER TEACHING MATERIALS	625.00	502.50	2,500.00	1,945.53	3,000.00	3,600.00
2225-734	COMPUTER AND COMMUN. NETW. EQUIP	10,500.00	14,130.87	6,000.00	5,900.28	6,000.00	6,000.00
	TOTAL COMPUTER-ASSISTED INSTR.	20,071.00	25,258.87	20,520.00	18,398.94	21,020.00	21,810.00
2310	SUPPORT SERVICES - GENERAL ADMIN.						
2310-110	SCHOOL DISTRICT OFFICERS SALARIES	2,400.00	2,400.00	2,400.00	2,400.00	2,400.00	2,400.00
2312-110	DISTRICT SECRETARY/CLERK SERVICES	50.00	50.00	50.00	50.00	50.00	50.00
2313-110	DISTRICT TREASURER SERVICES	600.00	600.00	600.00	600.00	600.00	600.00
2314-120	ELECTION SERVICES	90.00	30.00	90.00	95.00	90.00	90.00
2317-321	AUDIT SERVICES	0.00	0.00	0.00	0.00	0.00	0.00
2318-321	LEGAL SERVICES	1,500.00	1,234.59	1,500.00	810.00	1,500.00	1,500.00
2319-319	SCHOOL BOARD EXPENSES	4,300.00	4,049.53	2,200.00	1,291.15	2,200.00	2,200.00
	TOTAL SUPPORT SERVICES - GENERAL ADMIN.	8,940.00	8,364.12	6,840.00	5,246.15	6,840.00	6,840.00

FUNCTION OBJECT	DESCRIPTION	2009-2010 DEFAULT	2009-2010 EXPENDED	2010-2011 APPROVED	2010-2011 EXPENDED	2011-2012 APPROVED	2012-2013 PROPOSED
2320	OFFICE OF THE SUPERINTENDENT SVS.						
2321-319	OFFICE OF THE SUPERINTENDENT	68,512.00	68,512.00	66,246.00	66,246.00	67,190.00	62,905.00
2322-321	SLC EXPENSE	300.00	0.00	300.00	0.00	300.00	300.00
2329-490	TOWN CHGS FACILITIES	0.00	0.00	0.00	0.00	0.00	0.00
	TOTAL OFFICE OF THE SUPERINTENDENT SV	68,812.00	68,512.00	66,546.00	66,246.00	67,490.00	63,205.00
2400	SUPPORT SVS - SCHOOL ADMINISTRATION						
2410-110	OFFICE OF THE PRINCIPAL - SALARIES	88,991.00	85,568.00	88,135.00	87,280.00	88,590.00	89,920.00
2410-111	PERFORMANCE STIPEND	0.00	0.00	0.00	0.00	0.00	0.00
2410-121	OFFICE OF THE ASST. PRIN. - SALARIES	3,000.00	3,000.00	1,500.00	1,500.00	1,500.00	1,500.00
2410-115	SECRETARY SALARIES	40,395.00	40,476.44	39,864.00	38,387.56	40,304.00	40,920.00
2410-321	CONTRACTED SVS - PRINCIPAL CONFERENCES	0.00	0.00	0.00	0.00	0.00	0.00
2410-430	REPAIRS AND MAINTENANCE	9,550.00	3,331.96	9,550.00	7,682.86	9,550.00	9,000.00
2410-531	VOICE COMMUNICATIONS	6,100.00	4,217.42	6,100.00	4,137.07	6,100.00	5,100.00
2410-534	POSTAGE FEES	675.00	396.00	700.00	364.52	700.00	700.00
2410-580	TRAVEL	100.00	100.00	100.00	0.00	100.00	100.00
2410-610	GENERAL SUPPLIES	2,000.00	1,910.11	2,000.00	2,084.16	2,000.00	2,000.00
2410-737	FURNITURE	0.00	0.00	0.00	0.00	0.00	0.00
2410-739	EQUIPMENT	0.00	0.00	0.00	0.00	0.00	0.00
2410-810	DUES AND MEMBERSHIPS	700.00	793.00	700.00	714.00	700.00	750.00
	TOTAL SUPPORT SVS - SCHOOL ADMIN.	151,511.00	139,792.93	148,649.00	142,150.17	149,544.00	149,990.00

2012 Proposed Budget

FUNCTION OBJECT	DESCRIPTION	2009-2010 DEFAULT	2009-2010 EXPENDED	2010-2011 APPROVED	2010-2011 EXPENDED	2011-2012 APPROVED	2012-2013 PROPOSED
2600	OPERATION OF PLANT						
2610-119	MAINTENANCE SALARIES	56,940.00	56,100.00	57,222.00	57,145.49	58,080.00	58,950.00
2610-122	ASST. MAINTENANCE SALARIES	24,680.00	24,262.84	24,960.00	21,685.45	25,350.00	25,740.00
2620-411	WATER & SEWER	1,200.00	497.00	1,200.00	502.00	1,200.00	1,200.00
2620-430	REPAIR AND MAINTENANCE	12,000.00	17,746.20	14,000.00	22,323.71	14,000.00	14,000.00
2620-521	SMP INSURANCE	15,760.00	5,988.85	12,200.00	8,157.79	7,540.00	8,600.00
2620-523	TREASURER'S BOND	100.00	0.00	100.00	0.00	100.00	100.00
2620-526	BOILER INSURANCE	0.00	0.00	0.00	0.00	0.00	0.00
2620-610	GENERAL SUPPLIES	5,700.00	8,859.04	6,000.00	6,932.45	6,000.00	6,000.00
2620-622	ELECTRICITY	19,000.00	19,717.67	20,000.00	21,189.19	20,000.00	22,000.00
2620-624	FUEL OIL	38,000.00	26,147.49	36,000.00	46,516.82	36,000.00	42,000.00
2620-733	REPLACEMENT OF FURNITURE & EQUIP.	0.00	0.00	0.00	0.00	0.00	0.00
2620-737	FURNITURE	0.00	0.00	0.00	0.00	0.00	0.00
2620-739	EQUIPMENT	0.00	0.00	0.00	0.00	0.00	0.00
	TOTAL OPERATION OF PLANT	173,380.00	159,319.09	171,682.00	184,452.90	168,270.00	178,590.00
2630	CARE OF GROUNDS						
2630-421	TRASH REMOVAL	0.00	0.00	0.00	0.00	0.00	0.00
2630-424	MOWING SERVICES	0.00	0.00	0.00	0.00	0.00	0.00
	TOTAL CARE OF GROUNDS	0.00	0.00	0.00	0.00	0.00	0.00
2700	STUDENT TRANSPORTATION SERVICES						
2721-519	DISTRICT CONTRACT	67,117.00	69,435.90	71,836.00	72,181.20	74,321.00	74,763.00
2722-511	SPECIAL EDUCATION TRANSPORTATION	8,000.00	2,000.00	6,000.00	1,500.00	6,000.00	6,000.00
2725-519	FIELD TRIPS	70.00	0.00	70.00	0.00	70.00	70.00
	TOTAL STUDENT TRANSPORTATION SVS	75,187.00	71,435.90	77,906.00	73,681.20	80,391.00	80,833.00

FUNCTION OBJECT	DESCRIPTION	2009-2010 DEFAULT	2009-2010 EXPENDED	2010-2011 APPROVED	2010-2011 EXPENDED	2011-2012 APPROVED	2012-2013 PROPOSED
2900	SUPPORT SERVICES - OTHER						
2900-211	HEALTH INSURANCE	327,017.00	302,037.88	335,032.00	297,866.49	318,228.00	324,897.00
2900-212	DENTAL INSURANCE	12,374.00	10,351.31	13,094.00	11,796.76	14,305.00	12,915.00
2900-213	LIFE INSURANCE	5,907.00	5,283.90	5,886.00	4,011.26	6,057.00	2,380.00
2900-220	FICA	121,775.00	117,978.66	129,665.00	121,809.30	132,388.00	133,821.00
2900-231	RETIREMENT - NON CERTIFIED	3,682.00	3,500.87	3,655.00	2,209.10	4,469.00	3,506.00
2900-232	RETIREMENT - CERTIFIED	81,770.00	86,332.17	93,193.00	95,643.41	129,996.00	139,488.00
2900-250	UNEMPLOYMENT COMPENSATION	1,392.00	1,826.60	1,450.00	2,415.25	3,936.00	4,100.00
2900-260	WORKERS COMPENSATION	7,830.00	6,860.23	7,945.00	8,482.04	11,948.00	12,200.00
	TOTAL SUPPORT SERVICES - OTHER	561,747.00	534,171.62	589,920.00	544,233.61	621,327.00	633,307.00
5100	DEBT SERVICE						
5110-910	PRINCIPAL	195,000.00	195,000.00	195,000.00	195,000.00	195,000.00	195,000.00
5120-830	INTEREST	24,863.00	24,862.50	18,068.00	18,037.50	11,213.00	3,900.00
	TOTAL DEBT SERVICE	219,863.00	219,862.50	213,068.00	213,037.50	206,213.00	198,900.00
	TOTAL GENERAL FUND	2,757,817.00	2,692,630.01	2,856,783.00	2,768,298.72	2,910,417.00	2,965,094.00
3110-570	TOTAL FOOD SERVICES	30,000.00	50,407.21	30,000.00	54,358.11	50,000.00	50,000.00
4600-710	BUILDING CONSTRUCTION - W.A. #1	0.00	0.00	0.00	0.00	0.00	0.00
5310-561	ALLOCATIONS TO CHARTER SCHOOL	0.00	0.00	0.00	0.00	0.00	0.00
	GRAND TOTALS	2,787,817.00	2,743,037.22	2,886,783.00	2,822,656.83	2,960,417.00	3,015,094.00

2012 KES Default Budget

MS-DS

DEFAULT BUDGET OF THE SCHOOL

OF: Kensington NH

Fiscal Year From July 1, 2012 to June 30, 2013

RSA 40:13, IX (b) "Default budget" as used in this subdivision means the amount of the same appropriations as contained in the operating budget authorized for the previous year, reduced and increased, as the case may be, by debt service, contracts, and other obligations previously incurred or mandated by law, and reduced by one-time expenditures contained in the operating budget. For the purposes of this paragraph, one-time expenditures shall be appropriations not likely to recur in the succeeding budget, as determined by the governing body, unless the provisions of RSA 40:14-b are adopted, of the local political subdivision.

1. Use this form to list the default budget calculation in the appropriate columns.
2. Post this form or any amended version with proposed operating budget (MS-26 or MS-27) and the warrant.
3. Per RSA 40:13, XI, (a), the default budget shall be disclosed at the first budget hearing.

SCHOOL BOARD

or

Budget Committee if RSA 40:14-b is adopted

Under penalties of perjury, I declare that I have examined the information contained in this form and to the best of my belief it is true, correct and complete.

NH DEPARTMENT OF REVENUE ADMINISTRATION
MUNICIPAL SERVICES DIVISION
P.O. BOX 487, CONCORD, NH 03302-0487
(603)230-5090

MS-DS
Rev. 12/11

2012 KES Default Budget

Default Budget - School District of _____Kensington_____ FY 2013

1	2	3	4	5	6
Acct.#	PURPOSE OF APPROPRIATIONS (RSA 32:3,V)	Prior Year Adopted Operating Budget	Reductions & Increases	Minus 1-Time Appropriations	DEFAULT BUDGET
	INSTRUCTION				
1100-1199	Regular Programs	1,077,024.00	67,829.00		1,144,853.00
1200-1299	Special Programs	295,551.00	(24,496.00)		271,055.00
1300-1399	Vocational Programs				
1400-1499	Other Programs	10,350.00			10,350.00
1500-1599	Non-Public Programs				
1600-1699	Adult/Continuing Ed. Programs				
1700-1799	Community/Jr.College Ed. Programs				
1800-1899	Community Service Programs				
	SUPPORT SERVICES (2000-2999)				
2000-2199	Student Support Services	176,373.00	(360.00)		176,013.00
2200-2299	Instructional Staff Services	51,044.00	(200.00)		50,844.00
	GENERAL ADMINISTRATION				
2310 840	School Board Contingency				
2310-2319	Other School Board	6,840.00			6,840.00
	EXECUTIVE ADMINISTRATION				
2320-310	SAU Management Services	67,190.00	(4,285.00)		62,905.00
2320-2399	All Other Administration	300.00			300.00
2400-2499	School Administration Service	149,544.00	(1,550.00)		147,994.00
2500-2599	Business				
2600-2699	Operation & Maintenance of Plant	168,270.00	1,060.00		169,330.00
2700-2799	Student Transportation	80,391.00	442.00		80,833.00
2800-2999	Support Service Central & Other	621,327.00	11,980.00		633,307.00
	NON-INSTRUCTIONAL SERVICES				
3100	Food Service Operations	50,000.00			50,000.00
3200	Enterprise Operations				
	FACILITIES ACQUISITION AND CONSTRUCTION				
4100	Site Acquisition				
4200	Site Improvement				
4300	Architectural/Engineering				
4400	Educational Specification Develop.				
4500	Building Acquisition/Construction				
4600	Building Improvement Services				
4900	Other Facilities Acquisition and Construction Services				

MS-DS
Rev. 10/10

2012 KES Default Budget

Default Budget - School District of ____Kensington_____ FY 2013

1	2	3	4	5	6
Acct.#	PURPOSE OF APPROPRIATIONS (RSA 32:3,V)	Prior Year Adopted Operating Budget	Reductions & Increases	Minus 1-Time Appropriations	DEFAULT BUDGET
	OTHER OUTLAYS (5000-5999)				
5110	Debt Service - Principal	195,000.00			195,000.00
5120	Debt Service - Interest	11,213.00	(7,313.00)		3,900.00
	FUND TRANSFERS				
5220-5221	To Food Service				
5222-5229	To Other Special Revenue				
5230-5239	To Capital Projects				
5254	To Agency Funds				
5300-5399	Intergovernmental Agency Alloc.				
	SUPPLEMENTAL				
	DEFICIT				
	TOTAL	2,960,417.00	43,107.00		3,003,524.00

Please use the box below to explain increases or reductions in columns 4 & 5.

Acct #	Explanation for Increases	Acct #	Explanation for Reductions

MS-DS
Rev. 10/10

2011 KES Deliberative Session

Kensington School Deliberative Session
February 9, 2011

The Moderator, Bob Solomon, called the session to order at 6:15 PM. Mr. Solomon led the meeting in a salute to the flag. Mr. Solomon then introduced the School Board members, Mrs. Switzer, Mr. Flynn and the School District Clerk. Mr. Solomon explained that this was the first session of the School District meeting as Kensington is a SB2 Town. The first session is a Deliberative Session and voting is on March 8, 2011.

Mr. Solomon read the Warrant as follows:

1. Shall the District raise and appropriate an operating budget, not including appropriations by special warrant articles and other appropriations voted separately, the amounts set forth on the budget posted with the warrant, for the purposes set forth therein, totaling $2,960,417? Should this article be defeated, the operating budget shall be $2,972,740 which is the same as last year, with certain adjustments required by previous action of the District or by law or the governing body may hold one special meeting, in accordance with RSA 40:13, X and XVI, to take up the issue of a revised operating budget only. (The School Board recommends $2,960,417 as set forth on said budget.)

Mrs. Donovan addressed the meeting and thanked everyone for coming. Mrs. Donovan explained the increases in this year's budget attributing them to transportation, NH Retirement, Unemployment Compensation and the addition of two Special Education Aides.

Mrs. Catania asked if the two SPED aides were one –on-one and Mrs. Donovan answered in the affirmative.

Mr. Mercier questioned the Food Service line item. Mrs. Donovan stated the line item monies were just a place mark and that the food service pays for itself and has since its inception.

Mrs. Felch asked where the $50,000 in the line item goes. Mr. Flynn explained the rationale of why that amount is in the line item and noted the state requires that the amount be shown in the operating budget even though it is offset by revenues.

Mr. Waldron questioned the fact that the budget only shows the expenditures and not the revenues. Mr. Flynn answered that the expenditures and revenue figures are shown at the end of the District's fiscal year which is June 30th.

Mrs. Felch again questioned where the money goes and was told that the Department of Revenue uses the revenues to offset the total budget and takes it into consideration when setting the tax rate.

Mr. Flynn stated that the board watches all expenditures on a monthly basis and is very cognizant of where the money is spent.

Mrs. Baut questioned the increase in the health salary. The increase is attributable to her step on the salary grid and if additional classes are taken the accumulated hours can also cause an increase in salary.

2011 KES Deliberative Session

It was asked whether it was a conscious effort on the part of the board to bring in a budget that reflected a small increase over last year's budget.

Mrs. Donovan noted that the board listened last year to the voters and stated it was a joint effort by the board, Mrs. Switzer, and staff to trim the budget but told the meeting the quality of education would not change.

Adam Wiggin asked about the decrease in the Speech Pathologists salary. Mr. Flynn stated that as part of the contract settlement, she received a one time adjustment to her salary. The following year her salary reverts back to the published amount on the grid.

Mrs. Reynolds asked if there was a supplemental budget for Special Education. Mr. Flynn answered that some districts do have a Capital Reserve account for any unforeseen SPED costs but Kensington does not.

Mrs. Felch asked for a breakdown of class sizes and noted that the recommended size is as much as 25-35 students per class. Mrs. Donovan stated there is no RSA relative to class size. The dynamics of the class is a factor in determining class size.

Mr. Feiden moved to accept Article 1. Mrs. Feldman seconded the motion. The vote was taken and was in the affirmative.

Mr. Solomon read Article 2.

2. Shall the District enter into a collective bargaining agreement with the Kensington Education Association (the union representing the teachers in the District Schools) covering the one year period from September 1, 2011 to August 31, 2013, and approve the cost items included therein containing in summary:

   For 2011-2012, $14,939 in salary increases with an expected savings of $28,689 in medical costs (changing from a more expensive Point of Service Plan to a less expensive HMO Plan), for a net decrease of $13,750.00.

   For 2012-2013. $15,163 in salary increases.

   Cost items are subject to change resulting from changes in the number of and in the educational degrees and years if experience of teachers employed. Note that the operating budget in Article 1 ($2,960,417) includes salary adjustments required by the Evergreen Statute but does not reflect $14, 939 for teacher salary increases and salary related benefits or the $28,689 in expected medical savings. (The School Board recommends that the School District enters into this agreement).

Mrs. Donovan stated that negotiations had gone very smoothly with the teachers making concessions regarding their health plan by moving from Point of Service to HMO saving the District approximately $28,000.00.

Mrs. Reynolds asked if the teachers at the top of the pay would

Mrs. Fabrizio moved to accept Article 2. Mr. Ruggeri seconded the motion. The vote was taken and was in the affirmative.

2011 KES Deliberative Session

3. By petition of Julie Hall and 25 other registered voters: To see if the School Board will vote to hire a certified applicator to apply preventative, perimeter/barrier tick and mosquito sprayings with an EPA – approved araracide monthly from May 1 (or earlier if tick drags warrant) to school closing, and again, from the week before school opening to October 31 (or longer is tick drags warrant) at the Kensington Elementary School for the purpose of protecting its residents from Lyme Disease, West Nile Virus and Eastern Equine Encephalitis (EEE) which are prevalent in this area?

   {Intent: Lyme, West Nile and EEE are potentially debilitating and/or fatal diseases carried by ticks and mosquitoes. Rockingham County has the highest incidence of Lyme disease in NH and Kensington has been on the Dept. of Health and Human Services EEE public health threat list for years. This will be part of the Town's integrated pest management plan, which includes public education about personal protection measures, habitat management and avoidance of high risk and mosquito habitats. It will help the Town reduce the public threat of human exposure to these diseases.}

Much discussion ensued relative to the wording of the article. Mr. Andreasse noted that the word hire indicated the District would b paying for a person to do the spraying and moved to change the word hire to appoint. After further discussion, Mr. Feiden moved to change the word hire to allow. The motion was seconded by Mr. Waldron. Mr. Andreasse withdrew his original motion. The vote on Mr. Feiden's motion was taken and was in the affirmative.

Mr. Waldron asked if the cost of spraying was absorbed by the District. Mrs. Donovan answered no that the Town pays for the spraying. Mr. Waldron moved to include the words "at no cost to the Kensington School District" after the words to apply. The motion was seconded by Mr. Andreasse.

John Andreasse then moved to accept the revised Article 3. The motion was seconded by several. The vote was taken and was in the affirmative.

Mrs. Camacho presented a plaque and flowers to Mrs. Donovan in honor of her twelve years on the Kensington School Board.

Ms. Feldman moved to adjourn the meeting. Adam Wiggin seconded the motion. The meeting adjourned at 7:27 PM.

Respectfully submitted,

Margaret Ruggeri

Margaret Ruggeri
School District Clerk

2011 KES Expenditures

Statement of Expenditures
June 30, 2010 – July 1, 2011

INSTRUCTION		
Regular Programs		
Salaries	$ 997,479.54	
Benefits	361,686.98	
Purchased	5,709.85	
Supplies	34,305.65	
Property	749.51	
TOTAL		$1,399,931.53
Special Programs		
Salaries	$ 245,922.01	
Benefits	109,789.61	
Purchased	18,308.50	
Supplies	3,692.63	
Property	1,485.10	
TOTAL		$ 379,197.85
Other Instructional Programs		
Salaries	$ 3,300.00	
Other	6,247.07	
TOTAL		$ 9,547.07
SUPPORT SERVICES		
Student		
Salaries	$ 156,968.35	
Benefits	21,828.23	
Purchased	19,619.00	
Supplies	187.62	
Property	64.47	
TOTAL		$ 198,667.67
Instructional Staff		
Salaries	$ 11,054.52	
Benefits	3,539.12	
Purchased	11,577.48	
Supplies	5,896.41	
Property	6,033.28	
TOTAL		$ 38,100.81

2011 KES Expenditures Cont.

General Administration		
Salaries	$ 3,145.00	
Benefits	1,284.65	
Purchased	68,347.15	
TOTAL		$ 72,776.80
School Administration		
Salaries	$ 127,167.56	
Benefits	36,248.86	
Purchased	12,184.45	
Supplies	2,084.16	
Other	714.00	
TOTAL		$ 178,399.03
Operation & Maintenance of Plant		
Salaries	$ 78,830.94	
Benefits	20,506.36	
Purchased	30,983.50	
Supplies	74,638.46	
TOTAL		$ 204,959.26
Student Transportation		
Purchased		$ 73,681.20
TOTAL ELEMENTARY		$2,555,261.22

2011 Superintendent Salaries

SUPERINTENDENT'S PRORATED SALARY

2011-2012

BRENTWOOD	$8,150.00
EAST KINGSTON	$4,688.00
EXETER	$23,796.00
EXETER REGION COOP	$76,422.00
KENSINGTON	$5,025.00
NEWFIELDS	$3,942.00
STRATHAM	$16,812.00
	$138,835.00

ASSOCIATE AND ASSISTANT SUPERINTENDENT'S SALARIES

(Total reflects 3.0 positions, $117,462, $107,350, $97,188)

2011-2012

BRENTWOOD	$18,900.00
EAST KINGSTON	$10,852.00
EXETER	$55,190.00
EXETER REGION COOP	$177,262.00
KENSINGTON	$11,656.00
NEWFIELDS	$9,145.00
STRATHAM	$38,995.00
	$322,000.00

2011 Treasurer's Report

Form F4

Please follow the accompanying instructions carefully.

NEW HAMPSHIRE STATE DEPARTMENT OF EDUCATION
COMPUTER & STATISTICAL SERVICES
CONCORD

Kensington NH
District

REPORT OF SCHOOL DISTRICT TREASURER
for the
Fiscal Year 07 01 2010 thru 06 30 2011

SUMMARY

Cash on Hand . July 1, 2010 (Treasurer's bank balance)		$273,293.70
Received from Selectmen (Include only amounts actually received)	$2,507,062.00	
Current Appropriation		
Deficit Appropriation		
Balance of Previous Appropriations		
Advance on Next Year's Appropriations		
Revenue from State Sources	$284,828.00	
Revenue from Federal Sources	$21,211.32	
Received as Interest	$301.33	
Received as income from Trust Funds		
Received from Sale of Notes and Bonds (Principal only)		
Revenue from Capital Reserve Funds		
Revenue from all Other Sources	$93,464.57	
TOTAL RECEIPTS		$2,906,867.22
TOTAL AMOUNT AVAILABLE FOR FISCAL YEAR (Balance and Receipts)		$3,180,160.92
LESS SCHOOL BOARD ORDERS PAID		$2,972,851.68
BALANCE ON HAND JUNE 30,2011 TREASURER'S BANK BALANCE		$207,309.24

9/11/2011
Date

Donna J Hall
District Treasurer

AUDITOR'S CERTIFICATE

This is to certify that we have examined the books, vouchers, bank statements and other financial records of the treasurer of the school district of Kensington, N.H. of which the above is a true summary for the fiscal year ending June 30, 2011 and find them correct in all respect.

10/10/11
Date

Auditors

2012 Projected Revenue

KENSINGTON SCHOOL DISTRICT
2012 - 2013 REVENUE PROJECTION

	2010-2011 ACTUAL	2011-2012 ADOPTED	2012-2013 PROPOSED
BALANCE (ACTUAL OR ESTIMATED)	67,549.39	92,182.00	50,000.00
BUILDING AID	63,883.12	63,457.00	63,457.00
CHILD NUTRITION	0.00	50,000.00	50,000.00
EARNINGS ON INVESTMENTS	297.16	500.00	500.00
TRUST FUNDS AND GIFTS	0.00	0.00	0.00
CATASTROPHIC AID	0.00	0.00	0.00
MEDICAID DISTRIBUTIONS	2,613.03	2,000.00	2,000.00
EXETER REGION CO-OP / BUY-OUT	0.00	0.00	0.00
TUITION	0.00	0.00	0.00
FEDERAL - OTHER SOURCES	0.00	12,448.00	0.00
I.D.E.A. GRANT REIMBURSMENTS	0.00	0.00	0.00
OTHER	667.60	0.00	0.00
TOTAL REVENUES	**135,010.30**	**220,587.00**	**165,957.00**
LESS: STATE EDUCATION GRANT	**218,408.00**	**218,243.00**	**218,102.00**
DISTRICT ASSESSMENT	**2,507,062.00**	**2,521,587.00**	**2,631,035.00**
TOTAL APPROPRIATION VOTED OR TO BE VOTED BY DISTRICT	**2,886,783.00**	**2,960,417.00**	**3,015,094.00**

KES Special Education Report

KENSINGTON SCHOOL DISTRICT

SPECIAL EDUCATION PROGRAMS

PREVIOUS TWO FISCAL YEARS PER RSA 32:11-a

SPECIAL EDUCATION EXPENSES		2009-2010	2010-2011
1210	Special Programs	248,103	269,408
1430	Summer School	0	0
2140	Psychological Services	16,068	19,360
2139	Vision Services	0	0
2150	Speech and Audiology	56,646	63,194
2159	Speech-Summer School	0	0
2160	Physical Therapy	0	0
2150	Occupational Therapy	24,771	25,143
2722	Special Transportation	2,000	1,500
2729	Summer School Transportation	0	0
Total Expenses		**347,588**	**378,605**

SPECIAL EDUCATION REVENUE			
1950	Services to other LEAs	0	0
3110	Special Ed. Portion Adequacy funds	44433	45472
3110	Foundation Aid	0	0
3111	Catastrophic Aid	0	0
3190	Medicaid	6481	2613
Total Revenues		**50,914**	**48,085**

ACTUAL DISTRICT COST FOR SPECIAL EDUCATION	**296,674**	**330,520**

2011 KES Principal's Report

Kensington Elementary School is one of the seven elementary schools in SAU #16. We began the 2011-2012 school year with 189 students in grades K-5. You may learn more about SAU #16 and KES by visiting www.kes.sau16.org. Our Mission Statement is "At Kensington Elementary School, we work together with families and community members to provide a safe learning environment that fosters academic, emotional, social and physical growth for all students".

The 2011-2012 school year promises to be a very exciting and busy one for the whole community of Kensington. Once again, the PTO and Enrichment Committee have put together a calendar of events/activities for staff, students and families. This extensive calendar can be found on our web site. For our seventeenth year, KES has received the Blue Ribbon Award for the outstanding volunteer program we have at our school. We would not be able to accomplish all that we do without the help of our parent and community volunteers. This year we hope to continue to develop new ways to involve more volunteers and seniors from the Kensington community in our school because they have so much to offer our children about their life experiences. We will continue to work with KYAA, the Kensington Recreation Department and the Kensington Public Library to sponsor events at KES that benefit the entire Kensington community.

The KES Vision Statement is "It is the vision of the KES families, staff and community that our students are prepared to be contributing members of the ever-changing world by becoming independent lifelong learners." We believe: in high academic standards; in celebrating the uniqueness of each child; all students can learn; children learn best in a safe and nurturing environment; learning is best when students and teachers are passionate about education; learning can be fun; children learn best when they are active participants in their educational choices; that a partnership between community, family and school is necessary for learning; clear expectations are a foundation for success; in holding children and adults accountable for their actions; in respect, responsibility and citizenship; in educating the whole child; in fostering the creativity in each child; in teaching children to understand themselves as learners; in fostering a strong sense of self; in promoting a healthy child; in fostering cooperation; in making students of Kensington aware of their place in the world; that good communication skills are necessary to succeed; in fostering social skills among children; in creating a cohesive environment; KES is a community; a successful student will possess good study habits; AND that all KES students will leave prepared to meet the challenges in their academic futures. The KES professional and support staff participate in ongoing professional development initiatives within the building, within the SAU and by attending outside offerings of workshops and/or college courses. Professional development is important to us as educators because it helps us to stay current on best practices, keeps us fresh and energized and keeps reinforcing the need for us to be life long learners. Through professional development and our Professional Learning Community (PLC), we are able to successfully achieve our annual school goals. For the 2011-2012 school year, the KES school goals can be found on our school website at www.kes.sau16.org.

Kensington Elementary School is THE BEST PLACE TO WORK AND VISIT! The building is filled with smiling, happy students who really care about one another and who are ready to learn about anything at any time. The staff is friendly, dedicated, creative, and knowledgeable and they all love children. At the end of the day, you can see staff standing in the hallways telling stories from the day and laughing with, or seeking support from, each other. The parents spend countless hours working along side of us in the classrooms, sponsoring school wide activities that allow us to enjoy each other in a playful way, assisting us by performing the routine tasks that must get done and cooperating with the staff to support their children with their daily school work. The Kensington School Board and the Kensington community continue to support all of our efforts and they truly value the importance of education for all children in Kensington. Once again, we are off to a great start at KES for the 2011-2012 school year. Hopefully, you'll visit our web site to see how we grow and learn together as we progress through this school year.

Barbara Guth Switzer
Principal

2011 KES Contracts Report

Kensington Contracts 2010-2011

Name	Position	Total Contract
Beauchemin, Annie	Art 50%	$23,809.50
Calias, Jeanne	Speech 85% time	$63,193.95
Culver, Christine	Gr. 3	$72,834.00
D'Agostino, Tammy	LOA	$0.00
Danusis, Amy	Reading Specialist	$67,642.00
Felch, Linda	Gr. 3	$44,452.00
Gagnon-Mosher, Elizabeth	Gr. 3	$66,411.00
Greenleaf, Monica	Special Education	$71,007.00
Greenwood, Barbara	Kindergarten	$73,491.00
Haug, Susan	Gr. 4	$69,400.00
Kilcoyne, Maggie	Gr. 2	$73,707.00
Knighly, Mary	Gr. 4	$70,308.00
Lawler, Wendy	Gr. 2	$74,031.00
McIntosh, Laurie	Occupational Therapist 40%	$25,142.80
Roffman, Nancy	Gr. 1	$64,357.00
Roseberry, Lisa	Nurse	$55,270.00
Schulthess, Betsy	Guidance .20% time	$13,361.00
Schwartz, Whitney	Special Education	$62,857.00
Small, Rachel	Gr. 5	$58,743.00
Spinosa, Lili	Physical Education	$62,857.00
Steinberg Brown, Amy	Gr. 5	$48,223.00
Switzer. Barbara	Principal	$87,280.00
Vallone, Christine	Music .50% time	$32,857.00

2011 KES Pupils Statistics

TABLE III

KENSINGTON PUPILS

STATISTICS FOR TEN YEARS ENDING JUNE 2011

	Wks/Yr	Boys	Girls	Total	Average Attendance	Average Absence	Average Membership	% of Attendance
1998 - 99	38	69	80	149	135.1	4.9	140	96.5
1999 - 00	38	83	90	173	152.5	5.1	157.6	96.7
2000 - 01	38	83	87	170	147.6	5. 3	152.9	97.5
2001 - 02	38	95	88	183	155.5	6.1	161.6	96.2
2002 – 03	38	99	97	196	177.9	6.9	184.8	96.3
2003 – 04	38	101	96	197	173.8	6.4	180.2	96
2004 – 05	38	112	86	198	176.1	5.6	181.7	97
2005 – 06	38	91	117	208	189	6.1	195.1	96.8
2006 – 07	38	99	117	216	187.7	7.2	194.9	96.3
2007- 08	38	102	112	214	187.8	6	193.8	96
2008-09	38	104	112	216	187.7	7.2	194.9	96.3
2009-2010	38	100	99	199	176	5.7	181.7	97
2010-2011	38	101	84	185	173.8	6.4	180.2	96

TABLE I

KENSINGTON PUPILS
TOTAL ENROLLMENT JANUARY 1, 2011

	K	1	2	3	4	5	Total
Kensington Elementary	17	27	26	28	49	38	185
20010 Comparison	26	23	28	48	39	33	197

TABLE II
PERFECT ATTENDANCE FOR ENTIRE YEAR 2010-2011

Grantly Carter
Mackenzie Casey
Nicholas Catanis
Evan Fowler
Caroline Greenwood
Olivia Hampe
Connor Landry
Reilly Landry
Jared Lavelle
Evan MacArthur
Meaghan McGraw
Emily Perry
Lauren Sanderson
Nicholas Vare
Liam Walsh

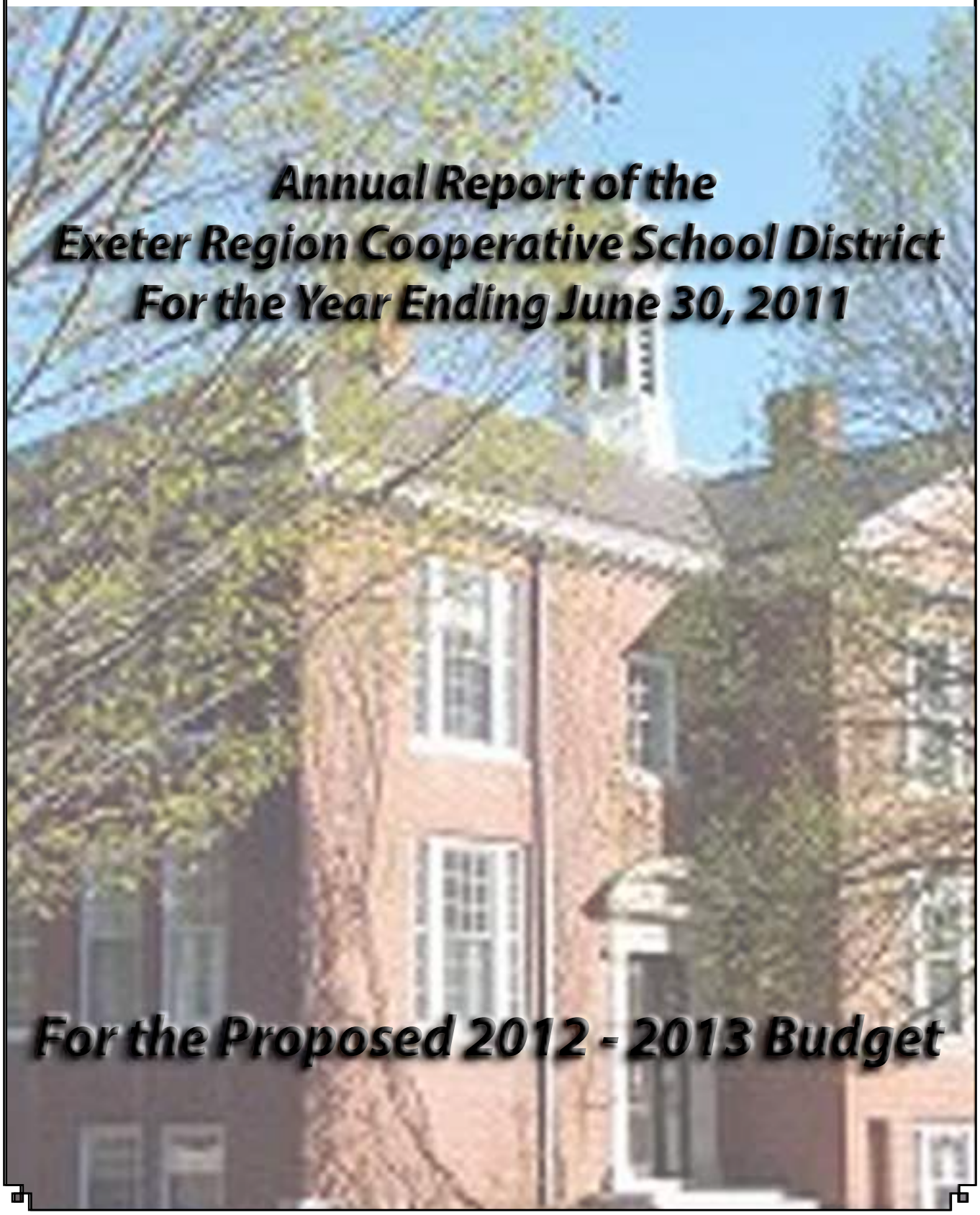

Annual Report of the Exeter Region Cooperative School District For the Year Ending June 30, 2011

For the Proposed 2012 - 2013 Budget

2012 ERCSD Warrant

January 12, 2012 Public Hearing
WARRANT
EXETER REGION COOPERATIVE SCHOOL DISTRICT

To the inhabitants of the Exeter Region Cooperative School District, County of Rockingham, State of New Hampshire qualified to vote upon District affairs:

You are hereby notified to meet as follows:

FIRST SESSION OF THE ANNUAL MEETING (Deliberative Session): In the Arthur L. Hanson III Center for the Performing Arts at Exeter High School, 1 Blue Hawk Drive in Exeter, New Hampshire on Thursday, February 9, 2012, at 7:00 PM for explanation, discussion, debate, and possible amendment of the following warrant articles:

1. Shall the District raise and appropriate as an operating budget, not including appropriations by special warrant articles and other appropriations voted separately, the amounts set forth on the budget posted with the warrant, or as amended by vote of the first session, for the purposes set forth therein, totaling $49,945,945? Should this article be defeated, the operating budget shall be $49,365,552, which is the same as last year, with certain adjustments required by previous action of the District or by law; or the governing body may hold one special meeting, in accordance with RSA 40:13, X and XVI, to take up the issue of a revised operating budget only. (The School Board and Budget Advisory Committee both recommend $49,945,945 as set forth on said budget.)

2. Shall the District approve the cost items included in the collective bargaining agreement reached between the Exeter Region Cooperative School Board and the Exeter Area Administrators' Association covering the two-year period from September 1, 2012 to August 31, 2014 which calls for the following increases in salaries and benefits at the current staffing levels:

Year	Estimated Increase
2012-13	$ 27,863
2013-14	$ 30,592

and further raise and appropriate the sum of $27,863, for the 2012-13 fiscal year, such sum representing the additional costs attributable to the increase in salaries and benefits over those of the appropriation at current staffing levels paid in the prior fiscal year? Pursuant to RSA 273-A:12, if approved, the terms of this collective bargaining agreement, including the pay plan, but excluding cost of living increases, will continue in force and effect until a new agreement is executed. (The School Board and the Budget Advisory Committee both recommend this appropriation.)

3. Shall the District approve the cost items included in the collective bargaining agreement reached between the Exeter Region Cooperative School Board and the Exeter Cooperative Paraprofessional Association covering the three-year period from September 1, 2012 to August 31, 2015 which calls for the following increases in salaries and benefits at the current staffing levels:

Year	Estimated Increase
2012-13	$ 44,962
2013-14	$ 69,641
2014-15	$ 70,863

and further raise and appropriate the sum of $44,962 for the 2012-13 fiscal year, such sum representing the additional costs attributable to the increase in salaries and benefits over those of the appropriation at current staffing levels paid in the prior fiscal year? Pursuant to RSA 273-A:12, if approved, the terms of this collective bargaining agreement, including the pay plan, but excluding cost of living increases, will continue in force and effect until a new agreement is executed. (The School Board and the Budget Advisory Committee both recommend this appropriation.)

4. Shall the District approve the cost items included in the collective bargaining agreement reached between the Exeter Region Cooperative School Board and the Exeter Education Association covering the two-year period from September 1, 2012 to August 31, 2014 which calls for the following increases in salaries and benefits at the current staffing levels:

Year	Estimated Increase
2012-13	$ 357,836
2013-14	$ 601,800

and further raise and appropriate the sum of $357,836 for the 2012-13 fiscal year, such sum representing the additional costs attributable to the increase in salaries and benefits over those of the appropriation at current staffing levels paid in the prior fiscal year? Pursuant to RSA 273-A:12, if approved, the terms of this collective bargaining agreement, including the pay plan, but excluding cost of living increases, will continue in force and effect until a new agreement is executed. (The School Board and the Budget Advisory Committee both recommend this appropriation.)

5. Shall the District raise and appropriate to the expendable trust fund known as the "Maintenance Fund" (established by the 2001 District meeting under RSA 198:20-c for the purpose of funding long term and/or unexpected maintenance/repair projects of school buildings and grounds) the sum of the amount of the June 30, 2012 undesignated fund balance (surplus) up to

$150,000? (The School Board and Budget Advisory Committee both recommend this appropriation.)

6. Shall the District approve the transfer of duties for the Trustee of Trust Funds for the Cooperative School District from the East Kingston Trustees to the Exeter Trustees?

7. To hear reports of agents, auditors, and committees or officers heretofore chosen.

8. To transact any other business which may legally come before the meeting.

SECOND SESSION: At the polling places designated below on **Tuesday, March 13, 2012,** to choose the following School District Officers:

School District Board Member (Exeter)	3-year Term Expiring 2015,
School District Board Member (Newfields)	3-year Term Expiring 2015,
School District Board Member (Stratham)	3-year Term Expiring 2015,
School District Moderator	1-year Term Expiring 2013,
Budget Committee Member (East Kingston)	3-year Term Expiring 2015,
Budget Committee Member (Exeter)	3-year Term Expiring 2015,
Budget Committee Member (Stratham)	3-year Term Expiring 2015;

and vote on the articles listed as **1, 2, and 3,** as those articles may be amended at the First Session; by ballot, the polls to be open at the polling places at the hours designated below:

VOTERS IN TOWN OF	POLLING PLACE	POLLING HOURS
Brentwood	Community Center	8:00 AM to 7:00 PM
East Kingston	East Kingston Elementary School Multi-purpose Room	8:00 AM to 7:00 PM
Exeter	Talbot Gymnasium, Tuck Learning Campus, 30 Linden St.	7:00 AM to 8:00 PM
Kensington	Kensington Town Hall	8:00 AM to 7:30 PM
Newfields	Newfields Town Hall	8:00 AM to 7:00 PM
Stratham	Stratham Municipal Center	8:00 AM to 8:00 PM

2012 ERCSD Warrant

Given under our hands at Exeter on this 17th day of January, 2012.

EXETER REGION COOPERATIVE SCHOOL DISTRICT SCHOOL BOARD

Townley Chisholm

Elizabeth Faria

Michael Grant

Patty Lovejoy

Mark Portu

David Miller

Kate Miller

Joni Reynolds

Kate Segal

2012 ERCSD Proposed Budget

EXETER REGION COOPERATIVE SCHOOL DISTRICT				
FY2012-2013 PROPOSED BUDGET				
	BUDGET	ACTUAL	BUDGET	PROPOSED
PROGRAM	2010-2011	2010-2011	2011-2012	2012-2013
ART	394,022	390,309	393,952	392,828
MUSIC	413,580	396,793	412,855	406,241
PHYSICAL ED	541,247	668,660	666,437	689,221
BASIC CLASSROOM	557,512	526,192	577,130	874,910
ALTERNATIVE ED	427,973	441,411	443,939	447,686
READING	478,066	466,526	484,573	483,023
MATHEMATICS	1,935,016	1,878,926	1,913,448	1,915,914
BUSINESS ED	95,884	70,693	71,951	71,951
SCIENCE	1,813,845	1,784,440	1,802,477	1,803,800
ENGLISH	1,991,337	1,978,137	1,980,876	2,052,437
ESL/ESOL/ELL	85,691	61,080	85,491	82,131
SOCIAL STUDIES	1,852,770	1,831,545	1,832,595	1,866,162
WORLD LANGUAGE	1,194,457	1,153,930	1,209,943	1,207,137
HEALTH	211,084	187,379	188,017	188,858
FAMILY & CONS SCIENCE	149,274	135,346	144,915	143,222
TECH ED / DRIVER ED	221,936	166,058	165,767	194,495
COMPUTER	1,206,704	1,212,409	1,234,871	1,679,177
SUBS/SABB/TUT/STAFF DEV	217,560	163,925	217,560	232,400
REGULAR EDUCATION	$13,787,958	13,513,759	$13,826,797	14,731,594
SPECIAL EDUCATION	3,996,431	3,753,874	4,003,005	4,068,973
SEACOAST SCH OF TECH	1,622,829	1,669,544	1,682,023	1,427,213
ATHLETICS/XCURR	772,663	731,852	776,829	770,829
ADULT ED	126,077	128,304	127,630	135,712
GUIDANCE/ATTENDANCE	1,106,605	1,095,778	1,133,696	1,123,881
NURSE/HEALTH SERVICES	400,808	383,924	403,033	396,264
PSYCH/SPEECH PATH	478,311	402,408	474,346	432,420
MEDIA/TRAINING	372,589	364,358	375,448	373,359
SCHOOL BD/SPED ADMIN	242,400	203,761	242,400	355,966
SAU #16 ADMIN	1,025,530	1,025,528	1,022,540	964,442
SCHOOL ADMIN	1,737,870	1,797,224	1,820,250	1,796,949
PLANT OPERATIONS	2,457,715	2,802,240	2,691,284	2,688,162
UTILITIES/ENERGY	1,500,600	1,409,625	1,511,300	1,444,116
TRANSPORTATION	1,728,900	1,682,763	1,750,480	1,723,735
BENEFITS	9,828,364	9,397,956	9,764,489	10,321,791
INSURANCE	163,700	162,596	174,180	174,400
SUPPORT FOR GBECS	431,295	431,295	431,295	300,000
GENERAL FUND TOTAL	$41,780,645	$40,956,788	$42,211,025	$43,229,805
DEBT SERVICE	4,558,705	4,558,703	4,492,995	4,497,630
CAP RES/TRUST FUNDS	180,000	365,793	40,000	-
CAPITAL PROJ/SP W.A.	-	-	-	-
FEDERAL/STATE GRANTS	1,118,510	367,500	1,118,510	1,118,510
FOOD SERVICE FUND	1,100,000	910,401	1,100,000	1,100,000
TOTAL - ALL FUNDS	$48,737,860	$47,159,184	$48,962,530	$49,945,945

MS-DS

2012 ERCSD Default Budget

DEFAULT BUDGET OF THE SCHOOL

OF: EXETER REGIONAL COOPERATIVE SCHOOL DISTRICT NH

Fiscal Year From July 1, 2012 to June 30, 2013

RSA 40:13, IX (b) "Default budget" as used in this subdivision means the amount of the same appropriations as contained in the operating budget authorized for the previous year, reduced and increased, as the case may be, by debt service, contracts, and other obligations previously incurred or mandated by law, and reduced by one-time expenditures contained in the operating budget. For the purposes of this paragraph, one-time expenditures shall be appropriations not likely to recur in the succeeding budget, as determined by the governing body, unless the provisions of RSA 40:14-b are adopted, of the local political subdivision.

1. Use this form to list the default budget calculation in the appropriate columns.
2. Post this form or any amended version with proposed operating budget (MS-26 or MS-27) and the warrant.
3. Per RSA 40:13, XI, (a), the default budget shall be disclosed at the first budget hearing.

SCHOOL BOARD

or

Budget Committee if RSA 40:14-b is adopted

Under penalties of perjury, I declare that I have examined the information contained in this form and to the best of my belief it is true, correct and complete.

NH DEPARTMENT OF REVENUE ADMINISTRATION
MUNICIPAL SERVICES DIVISION
P.O. BOX 487, CONCORD, NH 03302-0487
(603)230-5090

MS-DS
Rev. 12/11

2012 ERCSD Default Budget

Default Budget - School District of Exeter Regional Cooperative School District FY 2012-2013

1	2	3	4	5	6
Acct.#	PURPOSE OF APPROPRIATIONS (RSA 32:3,V)	Prior Year Adopted Operating Budget	Reductions & Increases	Minus 1-Time Appropriations	DEFAULT BUDGET
	INSTRUCTION				
1100-1199	Regular Programs	13,829,797	107,745		13,937,542
1200-1299	Special Programs	4,003,005	(20,462)		3,982,543
1300-1399	Vocational Programs	1,682,023			1,682,023
1400-1499	Other Programs	776,829			776,829
1500-1599	Non-Public Programs				-
1600-1699	Adult/Continuing Ed. Programs	127,630			127,630
1700-1799	Community/Jr.College Ed. Programs				-
1800-1899	Community Service Programs				-
	SUPPORT SERVICES (2000-2999)				
2000-2199	Student Support Services	2,311,075			2,311,075
2200-2299	Instructional Staff Services	375,448			375,448
	GENERAL ADMINISTRATION				
2310 840	School Board Contingency				-
2310-2319	Other School Board	99,500			99,500
	EXECUTIVE ADMINISTRATION				
2320-310	SAU Management Services	1,022,540	(58,098)		964,442
2320-2399	All Other Administration	142,900			142,900
2400-2499	School Administration Service	1,820,250			1,820,250
2500-2599	Business				-
2600-2699	Operation & Maintenance of Plant	4,202,584	(25,912)		4,176,672
2700-2799	Student Transportation	1,750,480	(27,390)		1,723,090
2800-2999	Support Service Central & Other	9,938,669	462,504		10,401,173
	NON-INSTRUCTIONAL SERVICES				
3100	Food Service Operations	1,100,000			1,100,000
3200	Enterprise Operations	818,510			818,510
	FACILITIES ACQUISITION AND CONSTRUCTION				
4100	Site Acquisition				
4200	Site Improvement				
4300	Architectural/Engineering				
4400	Educational Specification Develop.				
4500	Building Acquisition/Construction				
4600	Building Improvement Services				
4900	Other Facilities Acquisition and Construction Services				

MS-DS
Rev. 10/10

2

2012 ERCSD Default Budget

Default Budget - School District of Exeter Regional Cooperative School District FY 2012-2013

1	2	3	4	5	6
Acct.#	PURPOSE OF APPROPRIATIONS (RSA 32:3,V)	Prior Year Adopted Operating Budget	Reductions & Increases	Minus 1-Time Appropriations	DEFAULT BUDGET
	OTHER OUTLAYS (5000-5999)				
5110	Debt Service - Principal	2,795,558	(130,765)		2,664,793
5120	Debt Service - Interest	1,697,437	135,400		1,832,837
	FUND TRANSFERS				
5220-5221	To Food Service				-
5222-5229	To Other Special Revenue				-
5230-5239	To Capital Projects				-
5254	To Agency Funds				-
5300-5399	Intergovernmental Agency Alloc.	431,295			431,295
	SUPPLEMENTAL				-
	DEFICIT				-
	TOTAL	48,922,530	443,021		49,365,552

Please use the box below to explain increases or reductions in columns 4 & 5.

Acct #	Explanation for Increases	Acct #	Explanation for Reductions
1100-1199	Net effect of reclassification on contractual obligations	1200-1299	Net effect of reclassification & tuition
2800-2999	Increase due to contracts & obligations impact on payroll related benefits	2320-310	Decrease due to reduced SAU budget
5120	Increase due to repayment schedule	2600-2699	Decrease due to contract savings
		2700-2799	Decrease due to new contract
		5110	Decrease due to repayment schedule

MS-DS
Rev. 10/10

3

2011 Exeter High School Graduates

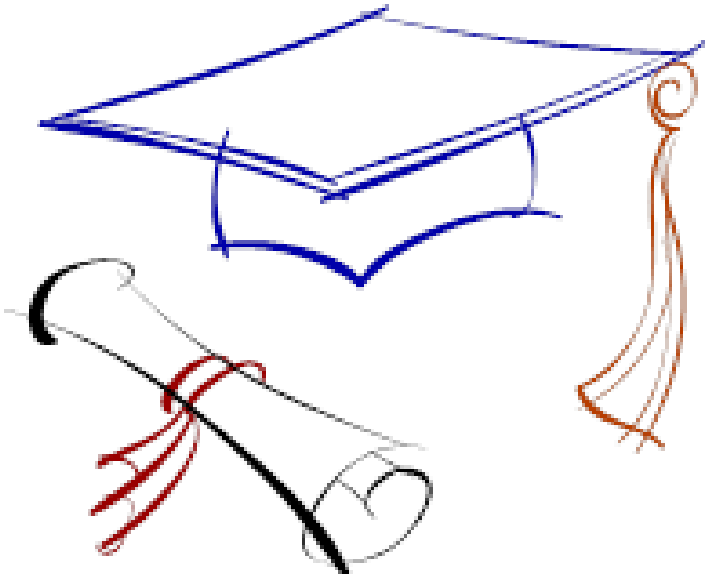

Elizabeth	Bolduc	40 Highland Rd	Graduated	2011
Anna	Cardoni	1 Hoosac Rd	Graduated	2011
Ross	Chisholm	16 Stumpfield Rd	Graduated	2011
Alexander	Dixon	9 Whipple Way	Graduated	2011
Lindsay	Finniss	257 North Haverhill Rd	Graduated	2011
Claire	Garand	1 Bartlett Rd	Graduated	2011
Emily	Greenwood	132 Amesbury Rd	Graduated	2011
Luke	Hanson	6 Trimble Trail	Graduated	2011
Christopher	Hodgman	10 Wild Pasture Rd	Graduated	2011
Derek	L'Italien	150 Amesbury Rd	Graduated	2011
Chandler	Lupo	53 Moulton Ridge Rd	Graduated	2011
Taylor	Mabardy	285 South Rd	Graduated	2011
Gregg	Miller	16 French's Lane	Graduated	2011
Daniel	Moore	105 Drinkwater Rd	Graduated	2011
Jesse	Phillips	19 Highland Rd	Graduated	2011
Kelsie	Sawyer	14 Wild Pasture Rd	Graduated	2011
Colby	Todd	33 Wild Pasture Rd	Graduated	2011
Keller	Waldron	285 N Haverhill Rd	Graduated	2011
Michael	Wood	183 Drinkwater Rd	Graduated	2011

2010 Auditor's Report

TOWN OF KENSINGTON, NEW HAMPSHIRE
FINANCIAL STATEMENTS
December 31, 2010

TABLE OF CONTENTS

	Page(s)
INDEPENDENT AUDITOR'S REPORT	
MANAGEMENT'S DISCUSSION AND ANALYSIS	i-v
BASIC FINANCIAL STATEMENTS	
EXHIBITS:	
A Statement of Net Assets	1
B Statement of Activities	2
C Balance Sheet – Governmental Funds	3
D Statement of Revenues, Expenditures and Changes in Fund Balances – Governmental Funds	4
E Statement of Fiduciary Net Assets – Fiduciary Funds	5
F Statement of Changes in Fiduciary Net Assets - Fiduciary Funds	6
NOTES TO BASIC FINANCIAL STATEMENTS	7-18
REQUIRED SUPPLEMENTARY INFORMATION	
SCHEDULE:	
1 Schedule of Revenues, Expenditures and Changes in Fund Balance – Budget and Actual (Budgetary Basis) – General Fund	19
NOTES TO REQUIRED SUPPLEMENTARY INFORMATION	20
SUPPLEMENTAL SCHEDULES	
SCHEDULES:	
A Combining Balance Sheet – Governmental Funds – All Nonmajor Funds	21
A-1 Combining Balance Sheet – Governmental Funds – All Nonmajor Special Revenue Funds	22
B Combining Statement of Revenues, Expenditures and Changes in Fund Balances – Governmental Funds – All Nonmajor Funds	23
B-1 Combining Statement of Revenues, Expenditures and Changes in Fund Balances – Governmental Funds – All Nonmajor Special Revenue Funds	24

2010 Auditor's Report

VACHON CLUKAY
& COMPANY PC

CERTIFIED PUBLIC ACCOUNTANTS
608 Chestnut Street • Manchester, New Hampshire 03104
(603) 622-7070 • Fax: (603) 622-1452 • www.vcccpas.com

INDEPENDENT AUDITOR'S REPORT

To the Board of Selectmen
Town of Kensington, New Hampshire

We have audited the accompanying financial statements of the governmental activities, each major fund, and the aggregate remaining fund information of the Town of Kensington, New Hampshire (the Town) as of and for the year ended December 31, 2010, which collectively comprise the Town's basic financial statements as listed in the table of contents. These financial statements are the responsibility of the Town's management. Our responsibility is to express opinions on these financial statements based on our audit.

We conducted our audit in accordance with auditing standards generally accepted in the United States of America. Those standards require that we plan and perform the audit to obtain reasonable assurance about whether the financial statements are free of material misstatement. An audit includes examining, on a test basis, evidence supporting the amounts and disclosures in the financial statements. An audit also includes assessing the accounting principles used and significant estimates made by management, as well as evaluating the overall financial statement presentation. We believe that our audit provides a reasonable basis for our opinions.

As discussed in Note 2 to the financial statements, management has not recorded a liability for other post-employment benefits in governmental activities and, accordingly, has not recorded an expense for the current period change in that liability. Accounting principles generally accepted in the United States of America require that other post-employment benefits attributable to employee services already rendered and that are not contingent on a specific event that is outside the control of the employer and employee be accrued as liabilities and expenses as employees earn the rights to the benefits, which would increase the liabilities, reduce the net assets, and change the expenses of the governmental activities. The amount by which this departure would affect the liabilities, net assets, and expenses of the governmental activities is not reasonably determinable.

In our opinion, because of the effects of the matter discussed in the preceding paragraph, the financial statements referred to previously do not present fairly, in conformity with accounting principles generally accepted in the United States of America, the financial position of the governmental activities of the Town of Kensington, New Hampshire as of December 31, 2010, or the changes in financial position thereof for the year then ended.

In addition, in our opinion, the financial statements referred to previously present fairly, in all material respects, the respective financial position of each major fund and the aggregate remaining fund information of the Town of Kensington, New Hampshire as of December 31, 2010, and the respective changes in financial position thereof for the year then ended in conformity with accounting principles generally accepted in the United States of America.

2010 Auditor's Report

The management's discussion and analysis and the budgetary comparison information on pages i-v and 19-20, respectively, are not a required part of the basic financial statements but are supplementary information required by the Governmental Accounting Standards Board. We have applied certain limited procedures, which consisted principally of inquiries of management regarding the methods of measurement and presentation of the required supplementary information. However, we did not audit the information and express no opinion on it.

Our audit was conducted for the purpose of forming opinions on the financial statements that collectively comprise the Town of Kensington, New Hampshire's basic financial statements. The combining nonmajor fund financial statements are presented for purposes of additional analysis and are not a required part of the basic financial statements. The combining nonmajor fund financial statements have been subjected to the auditing procedures applied in the audit of the basic financial statements and, in our opinion, are fairly stated in all material respects, in relation to the basic financial statements taken as a whole.

Vachon Clukay & Company PC

December 7, 2011

2010 Auditor's Report

TOWN OF KENSINGTON, NEW HAMPSHIRE
MANAGEMENT'S DISCUSSION AND ANALYSIS
Year Ending December 31, 2010

Presented herewith please find the Management Discussion & Analysis Report for the Town of Kensington for the year ending December 31, 2010. The responsibility for accuracy of the data, the completeness and fairness of this documentation (including all disclosures) rests with management. To the best of our knowledge and belief, the data contained herein is accurate in material aspects. This report and its content have been designed to fairly present the Town's financial position, including the result of operations of all the funds of the Town. All the disclosures necessary to enable and to assist the reader in acquiring an accurate understanding of the Town's financial activities have been included.

The Town's management is responsible for establishing accounting and internal control structures designed to ensure that the physical, data, informational, intellectual, and human resource assets of the Town are protected from loss, theft and misuse, and to ensure that adequate accounting information is maintained and reported in conformity with generally accepted accounting principles (GAAP). Management also strives to ensure that these assets are put to good and effective use. The internal control structure is designed to provide reasonable assurances that these objectives are attained.

Under the reporting provisions of the Governmental Accounting Standards Board's Statement No. 34 (GASB 34), this discussion and analysis provides some comparisons to prior years.

Overview of the Financial Statements

The financial statements presented herein include all of the activities of the Town of Kensington using the integrated approach as prescribed by GASB Statement 34.

This discussion and analysis is intended to serve as an introduction to the Town of Kensington's financial statements. The basic financial statements comprise three components:

1. Government-wide financial statements
2. Fund financial statements
3. Notes to the basic financial statements

Government-Wide Financial Statements

The government-wide financial statements are designed to provide readers with a broad overview of the Town's finances, in a manner similar to most private-sector companies.

The statement of net assets presents information on all of the Town's assets and liabilities, with the difference between the two reported as net assets. Over time, increases and decreases in net assets may serve as a useful indicator of whether the financial position of the Town is improving or deteriorating.

The statement of activities presents information showing how the Town's net assets changed during the most recent fiscal year. All of the current year's revenue and expenses are taken into account regardless of when cash is received or paid.

2010 Auditor's Report

TOWN OF KENSINGTON, NEW HAMPSHIRE
MANAGEMENT'S DISCUSSION AND ANALYSIS
Year Ending December 31, 2010

Fund Financial Statements

A fund is a grouping of related accounts that is used to maintain the control over resources that have been segregated for specific activities or objectives. The Town uses fund accounting to ensure and to demonstrate compliance with finance-related legal requirements. The Town maintains two fund types: governmental and fiduciary funds.

Governmental funds are used to account for essentially the same functions reported as governmental activities in the government-wide financial statements. However, unlike the government-wide financial statements, governmental fund financial statements focus on near-term inflows and outflows of expendable resources, as well as on balances of expendable resources available at the end of the fiscal year. Such information may be useful in evaluating the Town's near-term financing requirements.

Because the focus of governmental funds is narrower than that of the government-wide financial statements, it is useful to compare the information presented for governmental funds with similar information presented for governmental activities in the government-wide financial statements. By doing so, our readers may better understand the long-term impact of the government's near-term financing decisions. Both the governmental fund balance sheet and the statement of revenues, expenditures and changes in fund balances provide a reconciliation to facilitate this comparison between the governmental activities statement of net assets and statement of activities.

The Town maintains several individual government funds. Information is presented separately in the government fund balance sheet and the statement of revenues, expenditures and changes in fund balances for the General Fund and the Conservation Commission Fund, both of which are considered major funds.

The Town adopts an annual appropriation budget for its governmental funds. A budgetary comparison has been provided for the General Fund to demonstrate compliance with this budget.

Fiduciary funds are used to account for resources held for the benefit of parties outside of the Town. Fiduciary funs are not reflected in the government-wide financial statements because the resources of those funds are not available to support the Town's own programs.

Notes to the Basic Financial Statements

The notes provide additional information that is essential to a full understanding of the data provided in the government-wide and fund financial statements.

Government-Wide Financial Analysis

Statement of Net Assets

Net assets of the Town of Kensington as of December 31, 2010 are as follows:

2010 Auditor's Report

TOWN OF KENSINGTON, NEW HAMPSHIRE
MANAGEMENT'S DISCUSSION AND ANALYSIS
Year Ending December 31, 2010

	Governmental Activities	
	2010	2009
Current and other assets:		
Capital assets	$ 3,514,668	$ 3,586,951
Other assets	4,578,759	3,519,141
Total assets	$ 8,093,427	$ 7,106,092
Long term and other liabilities:		
Noncurrent liabilities	$ 651,826	$ 693,972
Other liabilities	3,514,115	2,457,292
Total liabilities	$ 4,165,941	$ 3,151,264
Net assets:		
Invested in capital assets, net of related debt	$ 3,514,668	$ 3,579,939
Restricted	309,812	335,155
Unrestricted	103,006	39,734
Total net assets	$ 3,927,486	$ 3,954,828

Statement of Activities

Change in net assets for the year ending December 31, 2010 is as follows:

	2010	2009
Program revenues:		
Charges for services	$ 155,294	$ 146,748
Operating grants and contributions	146,210	167,578
Capital grants and contributions	-	30,286
Total program revenues	301,504	344,612
General revenues:		
Property and other taxes	1,053,188	1,227,310
Licenses and permits	400,376	424,111
Intergovernmental revenue	93,659	93,805
Interest and investment earnings	3,644	7,377
Miscellaneous	24,297	7,115
Total general revenues	1,575,164	1,759,718
Total revenues	$ 1,876,668	$ 2,104,330

2010 Auditor's Report

TOWN OF KENSINGTON, NEW HAMPSHIRE
MANAGEMENT'S DISCUSSION AND ANALYSIS
Year Ending December 31, 2010

	2010	2009
Program expenses:		
General government	$ 478,872	$ 479,953
Public safety	579,249	613,153
Highways and streets	433,882	545,147
Health and welfare	131,589	26,502
Sanitation	30,740	131,906
Culture and recreation	218,700	208,135
Interest and fiscal charges	30,978	30,346
Total expenses	1,904,010	2,035,142
Change in net assets	(27,342)	69,188
Net assets - beginning of year	3,954,828	3,885,640
Net assets - ending of year	$ 3,927,486	$ 3,954,828

Town of Kensington Activities

The General Fund shows a fund balance of $437,881. This is a decrease of ($22,471) from the prior year; however, $11,713 was reserved for encumbrances, $2,617 for prepaid expenditures, and $22,046 for special purposes.

General Fund Budgetary Highlights

Net Assets decreased by ($27,342). Overall Grants and contributions declined by ($51,654) and overall the expenditures decreased ($131,132). Property tax revenue decreased by ($181,897), overall revenues decreased by ($201,430).

Capital Assets

The Town considers a capital asset to be an asset whose cost exceeds $5,000 and has a useful life of greater than one year. Assets are depreciated using the straight-line method over the course of their estimated useful lives.

The Town's investment in capital assets for its governmental activities as of December 31, 2010 is $3,514,668. However, this only includes infrastructure (roads, bridges etc.) of $1,229,612 acquired since 2004 as those asset types acquired prior to that date were not recorded. Accumulated depreciation amounts to $1,303,450, leaving a net book value of $3,514,668. This investment in capital assets includes equipment and real property. Additions this year Town Hall building improvements of $183,252, Land of $58,728 and a new vehicle in the amount of $16,400. See Note 7 in the Notes to the Basic Financial Statements for a summary of all capital assets.

TOWN OF KENSINGTON, NEW HAMPSHIRE
MANAGEMENT'S DISCUSSION AND ANALYSIS
Year Ending December 31, 2010

Long-Term Obligations

During 2010 the Town had a net decrease in general obligation bonds in governmental activities of $40,000, as a result of scheduled payments on existing debt. Capital lease obligations in the governmental activities experienced a decrease of $7,012 as a result of scheduled retirements. See Note 10 to the basic financial statements for a detail of activity.

Contacting the Town of Kensington's Financial Management

This financial report is to provide our citizens and creditors with a general overview of the Town's finances and to show a measure of accountability for the money it receives. If you have any questions about this report or need to get additional information, contact the Board of Selectmen at, 95 Amesbury Road, Kensington, NH 03833, Telephone number 603-772-5423.

2010 Auditor's Report

EXHIBIT A
TOWN OF KENSINGTON, NEW HAMPSHIRE
Statement of Net Assets
December 31, 2010

	Governmental Activities
ASSETS	
Current Assets:	
Cash and cash equivalents	$ 3,365,986
Investments	738,243
Taxes receivable	453,014
Accounts receivable, net	14,323
Due from other governments	4,576
Prepaid expenses	2,617
Total Current Assets	4,578,759
Noncurrent Assets:	
Capital assets:	
Non-depreciable capital assets	1,066,679
Depreciable capital assets, net	2,447,989
Total Noncurrent Assets	3,514,668
Total Assets	$ 8,093,427
LIABILITIES	
Current Liabilities:	
Accounts payable	$ 216,478
Accrued expenses	13,988
Deferred revenue	77,669
Due to other governments	3,159,219
Deposits	4,614
Current portion of deferred bond premium	2,147
Current portion of bonds payable	40,000
Total Current Liabilities	3,514,115
Noncurrent Liabilities:	
Deferred bond premium	16,826
Bonds payable	635,000
Total Noncurrent Liabilities	651,826
Total Liabilities	4,165,941
NET ASSETS	
Invested in capital assets	3,514,668
Restricted	309,812
Unrestricted	103,006
Total Net Assets	3,927,486
Total Liabilities and Net Assets	$ 8,093,427

See accompanying notes to the basic financial statements

1

2010 Auditor's Report

EXHIBIT B
TOWN OF KENSINGTON, NEW HAMPSHIRE
Statement of Activities
For the Year Ended December 31, 2010

Functions/Programs	Expenses	Program Revenues: Charges for Services	Program Revenues: Operating Grants and Contributions	Net (Expense) Revenue and Changes in Net Assets: Governmental Activities
Governmental Activities:				
General government	$ 478,872			$ (478,872)
Public safety	579,249	$ 71,208	$ 45,534	(462,507)
Highways and streets	433,882	2,283	91,117	(340,482)
Sanitation	131,589	15,746		(115,843)
Health and welfare	30,740		9,559	(21,181)
Culture and recreation	218,700	66,057		(152,643)
Debt service	30,978			(30,978)
Total governmental activities	$ 1,904,010	$ 155,294	$ 146,210	(1,602,506)
General revenues:				
Property and other taxes				1,053,188
Licenses and permits				400,376
Grants and contributions:				
Rooms and meals tax distribution				93,659
Interest and investment earnings				3,644
Miscellaneous				24,297
Total general revenues				1,575,164
Change in net assets				(27,342)
Net assets - beginning				3,954,828
Net assets - ending				$ 3,927,486

See accompanying notes to the basic financial statements

2

2010 Auditor's Report

EXHIBIT C
TOWN OF KENSINGTON, NEW HAMPSHIRE
Balance Sheet
Governmental Funds
December 31, 2010

	General Fund	Other Governmental Funds	Total Governmental Funds
ASSETS			
Cash and cash equivalents	$ 3,345,222	$ 20,764	$ 3,365,986
Investments	414,407	323,836	738,243
Taxes receivable	453,014		453,014
Accounts receivable, net	209	14,114	14,323
Due from other governments	4,576		4,576
Due from other funds	875	17,849	18,724
Prepaid expenses	2,617		2,617
Total Assets	$ 4,220,920	$ 376,563	$ 4,597,483
LIABILITIES			
Accounts payable	$ 215,188	$ 1,290	$ 216,478
Accrued expenses	3,319		3,319
Deferred revenue	382,850		382,850
Due to other governments	3,159,219		3,159,219
Due to other funds	17,849	875	18,724
Deposits	4,614		4,614
Total Liabilities	3,783,039	2,165	3,785,204
FUND BALANCES			
Reserved for prepaid expenditures	2,617		2,617
Reserved for encumbrances	11,713		11,713
Reserved for endowments		30,440	30,440
Reserved for special purposes	22,046		22,046
Unreserved, reported in:			
General Fund	401,505		401,505
Special revenue funds		322,105	322,105
Permanent funds		21,853	21,853
Total Fund Balances	437,881	374,398	812,279
Total Liabilities and Fund Balances	$ 4,220,920	$ 376,563	

Amounts reported for governmental activities in the statement of net assets are different because:	
Capital assets used in governmental activities are not financial resources and, therefore, are not reported in the funds	3,514,668
Property taxes are recognized on an accrual basis in the statement of net assets, not the modified accrual basis	305,181
Long-term liabilities are not due and payable in the current period and, therefore, are not reported in the funds. Long-term liabilities at year end consist of:	
Bonds payable	(675,000)
Deferred bond premium	(18,973)
Accrued interest on long-term obligations	(10,669)
Net assets of governmental activities	$ 3,927,486

See accompanying notes to the basic financial statements

3

EXHIBIT D

TOWN OF KENSINGTON, NEW HAMPSHIRE

Statement of Revenues, Expenditures and Changes in Fund Balances

Governmental Funds

For the Year Ended December 31, 2010

	General Fund	Other Governmental Funds	Total Governmental Funds
Revenues:			
Taxes	$ 1,017,289	$ 150	$ 1,017,439
Licenses and permits	400,376		400,376
Intergovernmental	215,929	23,940	239,869
Charges for services	18,029	137,265	155,294
Interest and investment income	2,707	937	3,644
Miscellaneous	17,945	6,352	24,297
Total Revenues	1,672,275	168,644	1,840,919
Expenditures:			
Current operations:			
General government	463,720		463,720
Public safety	489,197	65,611	554,808
Highways and streets	223,200		223,200
Sanitation	131,589		131,589
Health and welfare	26,590		26,590
Culture and recreation	31,542	159,484	191,026
Capital outlay	158,338	58,728	217,066
Debt service:			
Principal retirement	40,000		40,000
Interest and fiscal charges	33,762		33,762
Total Expenditures	1,597,938	283,823	1,881,761
Excess revenues over (under) expenditures	74,337	(115,179)	(40,842)
Other financing sources (uses):			
Transfers in		96,808	96,808
Transfers out	(96,808)		(96,808)
Total other financing sources (uses)	(96,808)	96,808	-
Net change in fund balances	(22,471)	(18,371)	(40,842)
Fund balances at beginning of year	460,352	392,769	853,121
Fund balances at end of year	$ 437,881	$ 374,398	$ 812,279

See accompanying notes to the basic financial statements

TOWN OF KENSINGTON, NEW HAMPSHIRE

Reconciliation of the Statement of Revenues, Expenditures and Changes in Fund Balances of Governmental Funds to the Statement of Activities

For the Year Ended December 31, 2010

Net Change in Fund Balances--Total Governmental Funds	$ (40,842)
Amounts reported for governmental activities in the statement of activities are different because:	
Governmental funds report capital outlays as expenditures. However, in the statement of activities, the cost of those assets is allocated over their estimated useful lives as depreciation expense. This is the amount by which depreciation expense exceeded capital outlays in the current period.	(72,283)
Revenues in the statement of activities that do not provide current financial resources are not reported as revenues in the funds.	35,749
Repayment of bond principal is an expenditure in the governmental funds, but the repayment reduces long-term liabilities in the statement of net assets.	40,000
Repayment of principal on capital leases is an expenditure in the governmental funds, but the repayment reduces long-term liabilities in the statement of net assets.	7,012
Governmental funds report the effect of bond issuance premiums when debt is first issued, whereas these amounts are deferred and amortized in the statement of activities.	2,253
In the statement of activities, interest is accrued on outstanding bonds, whereas in governmental funds, an interest expenditure is is reported when due.	769
Change in Net Assets of Governmental Activities	$ (27,342)

2010 Auditor's Report

EXHIBIT E
TOWN OF KENSINGTON, NEW HAMPSHIRE
Statement of Fiduciary Net Assets
Fiduciary Funds
December 31, 2010

	Private-Purpose Trust Funds
ASSETS	
Investments	$ 21,752
Total assets	$ 21,752
NET ASSETS	
Held in trust	$ 21,752
Total net assets	$ 21,752

See accompanying notes to the basic financial statements

5

2010 Auditor's Report

EXHIBIT F
TOWN OF KENSINGTON, NEW HAMPSHIRE
Statement of Changes in Fiduciary Net Assets
Fiduciary Funds
For the Year Ended December 31, 2010

	Private-Purpose Trust Funds
ADDITIONS:	
Contributions:	
Private donations	$ 2,943
Total Contributions	2,943
Investment earnings:	
Interest	43
Total Investment Earnings	43
Total Additions	2,986
Change in net assets	2,986
Net assets - beginning of year	18,766
Net assets - end of year	$ 21,752

See accompanying notes to the basic financial statements

6

TOWN OF KENSINGTON, NEW HAMPSHIRE
NOTES TO BASIC FINANCIAL STATEMENTS
For the Year Ended December 31, 2010

NOTE 1—SUMMARY OF SIGNIFICANT ACCOUNTING POLICIES

The accounting policies of the Town of Kensington, New Hampshire conform to accounting policies generally accepted in the United States of America for local governmental units, except as indicated hereinafter. The following is a summary of significant accounting policies.

Financial Reporting Entity

The Town of Kensington, New Hampshire (the Town) was incorporated in 1737. The Town operates under the Town Meeting/Board of Selectmen form of government and performs local governmental functions authorized by State law.

The financial statements include those of the various departments governed by the Board of Selectmen and other officials with financial responsibility. The Town has no other separate organizational units, which meet criteria for inclusion in the financial statements as defined by the Governmental Accounting Standards Board (GASB).

Basis of Presentation

The Town's basic financial statements consist of government-wide statements, including a statement of net assets and a statement of activities, and fund financial statements which provide a more detailed level of financial information.

1. **Government-Wide Financial Statements:**

The statement of net assets and the statement of activities display information about the Town as a whole. These statements include the financial activities of the primary government, except for fiduciary funds.

The statement of net assets presents the financial condition of the governmental activities of the Town at year end. The statement of activities presents a comparison between direct expenses and program revenues for each program or function of the Town's governmental activities. Direct expenses are those that are specifically associated with a service, program or department and therefore clearly identifiable to a particular function. Program revenues include charges paid by the recipient of the goods or services offered by the program, grants and contributions that are restricted to meeting the operational or capital requirements of a particular program and interest earned on grants that are required to be used to support a particular program. Revenues which are not classified as program revenues are presented as general revenues of the Town. The comparison of direct expenses with program revenues identifies the extent to which each governmental function is self-financing or draws from the general revenues of the Town.

2. **Fund Financial Statements:**

During the year, the Town segregates transactions related to certain Town functions or activities in separate funds in order to aid financial management and to demonstrate legal compliance. Fund financial statements are designed to present financial information of the Town at this more detailed level. The focus of governmental fund financial statements is on major funds. Each major fund is presented in a separate column. Nonmajor funds are aggregated and presented in a single column. The fiduciary funds are reported by type.

TOWN OF KENSINGTON, NEW HAMPSHIRE
NOTES TO BASIC FINANCIAL STATEMENTS (CONTINUED)
For the Year Ended December 31, 2010

Fund Accounting

The Town uses funds to maintain its financial records during the fiscal year. A fund is defined as a fiscal and accounting entity with a self-balancing set of accounts. The Town employs the use of two categories of funds: governmental and fiduciary.

1. **Governmental Funds:**

Governmental funds are those through which most governmental functions typically are financed. Governmental fund reporting focuses on the sources, uses and balances of current financial resources. Expendable assets are assigned to the various governmental funds according to the purposes for which they may or must be used. Current liabilities are assigned to the fund from which they will be paid. The difference between governmental fund assets and liabilities is reported as fund balance. The following is the Town's major governmental fund:

The *General Fund* is the main operating fund of the Town and is used to account for all financial resources except those required to be accounted for in another fund.

2. **Fiduciary Funds:**

Fiduciary fund reporting focuses on net assets and changes in net assets. The fiduciary fund category is comprised of private-purpose trust funds. Trust funds are used to account for assets held by the Town under a trust agreement for individuals, private organizations, or other governments and are therefore not available to support the Town's own programs. The Town's only trust fund is one private purpose trust which accounts for grants and scholarship funds of the School District.

Measurement Focus

1. **Government-Wide Financial Statements:**

The government-wide financial statements are prepared using the economic resources measurement focus. All assets and liabilities associated with the operation of the Town are included on the Statement of Net Assets.

2. **Fund Financial Statements:**

All governmental funds are accounted for using a flow of current financial resources measurement focus. With this measurement focus, only current assets and current liabilities generally are included on the balance sheet. The statement of revenues, expenditures and changes in fund balances reports on the sources (i.e., revenues and other financing sources) and uses (i.e., expenditures and other financing uses) of current financial resources. This approach differs from the manner in which the governmental activities of the government-wide financial statements are prepared. Governmental fund financial statements therefore include a reconciliation with brief explanations to better identify the relationship between the government-wide statements and the statements for governmental funds.

2010 Auditor's Report

TOWN OF KENSINGTON, NEW HAMPSHIRE
NOTES TO BASIC FINANCIAL STATEMENTS (CONTINUED)
For the Year Ended December 31, 2010

Basis of Accounting

Basis of accounting determines when transactions are recorded in the financial records and reported on the financial statements. Government-wide financial statements are prepared using the accrual basis of accounting. Fiduciary funds also use the accrual basis of accounting. Governmental funds use the modified accrual basis of accounting. Differences in the accrual and the modified accrual basis of accounting arise in the recognition of revenue, the recording of deferred revenue, and in the presentation of expenses versus expenditures.

In the government-wide financial statements, private-sector standards of accounting and financial reporting issued prior to December 1, 1989, are followed to the extent that those standards do not conflict with or contradict guidance of the Governmental Accounting Standards Board. The Town has elected not to follow the FASB pronouncements issued subsequent to November 30, 1989.

1. **Revenues – Exchange and Non-exchange Transactions:**

Revenue resulting from exchange transactions, in which each party gives and receives essentially equal value, is recorded on the accrual basis when the exchange takes place. On a modified accrual basis, revenue is recorded in the year in which the resources are measurable and become available. Available means that the resources will be collected within the current year or are expected to be collected soon enough thereafter to be used to pay liabilities of the current year. For the Town, available means expected to be received within sixty days of year end.

Non-exchange transactions, in which the Town receives value without directly giving equal value in return, include property taxes, grants, entitlements and donations. On an accrual basis, revenue from property taxes is recognized in the year for which the taxes are levied (see Note 3). Revenue from grants, entitlements and donations is recognized in the year in which all eligibility requirements have been satisfied. Eligibility requirements include timing requirements, which specify the year when the resources are required to be used or the year when use is first permitted; matching requirements, in which the Town must provide local resources to be used for a specified purpose; and expenditure requirements, in which the resources are provided to the Town on a reimbursement basis. On a modified accrual basis, revenue from non-exchange transactions must also be available before it can be recognized.

Under the modified accrual basis, the following revenue sources are considered to be both measurable and available at year end: property taxes and interest on investments.

Licenses and permits, charges for services, and miscellaneous revenues (except interest on investments) are recorded as revenues when received in cash because they are generally not measurable until actually received.

2. **Deferred Revenue:**

Deferred revenue arises when assets are recognized before revenue recognition criteria have been satisfied. Grants and entitlements received before the eligibility requirements are met are recorded as deferred revenue. On governmental fund financial statements, receivables that will not be collected within the available period have also been reported as deferred revenue.

TOWN OF KENSINGTON, NEW HAMPSHIRE
NOTES TO BASIC FINANCIAL STATEMENTS (CONTINUED)
For the Year Ended December 31, 2010

3. Expenses/Expenditures:

On the accrual basis of accounting, expenses are recognized at the time they are incurred.

The measurement focus of governmental fund accounting is on decreases in net financial resources (expenditures) rather than expenses. Expenditures are generally recognized in the accounting period in which the related fund liability is incurred, if measurable. Allocations of cost, such as depreciation and amortization are not recognized in governmental funds.

Budgetary Data

The Town's budget represents functional appropriations as authorized by annual or special Town meetings. The Selectmen may transfer funds between operating categories as they deem necessary. The Town adopts its budget under State regulations, which differ somewhat from accounting principles generally accepted in the United States of America in that the focus is on the entire governmental unit rather than on the basis of fund types.

State law requires balanced budgets but permits the use of beginning fund balance to reduce the property tax rate. For the year ended December 31, 2010, the Town applied $67,500 of its unappropriated fund balance to reduce taxes.

Encumbrance Accounting

Encumbrance accounting, under which purchase orders and other commitments for expenditure of monies are recorded in order to reserve a portion of the applicable appropriation, is employed as an extension of formal budgetary integration in Governmental Funds. Encumbrances outstanding at year end are reported as a component of fund balance since they do not constitute expenditures or liabilities, but rather commitments related to unperformed contracts for goods and services.

Investments

Investments are stated at their fair value in all funds. Certificates of deposit and repurchase agreements with a maturity of greater than ninety days from the date of issuance are included in investments.

Taxes Receivable

Taxes levied during the current year and prior and uncollected at December 31, 2010 are recorded as receivables.

Prepaid Expenses

Payments made to vendors for services that will benefit periods beyond December 31, 2010 are recorded as prepaid items.

Capital Assets

General capital assets result from expenditures in the governmental funds. These assets are reported in the government-wide statement of net assets, but are not reported in the fund financial statements.

2010 Auditor's Report

TOWN OF KENSINGTON, NEW HAMPSHIRE
NOTES TO BASIC FINANCIAL STATEMENTS (CONTINUED)
For the Year Ended December 31, 2010

All capital assets are capitalized at cost (or estimated historical cost) and updated for additions and retirements during the year. Donated capital assets are recorded at their fair value as of the date received. The Town maintains a capitalization threshold of $5,000. Improvements are capitalized; the costs of normal maintenance and repairs that do not add to the value of the asset or materially extend an asset's life are not.

All reported capital assets except for land and construction in progress are depreciated. Improvements are depreciated over the remaining useful lives of the related capital assets. Depreciation is computed using the straight-line method over the following useful lives:

Description	Years
Land improvements	15-20
Buildings and improvements	5-40
Vehicles and equipment	3-20
Infrastructure	15

Compensated Absences

Town employees may accumulate sick leave days up to a maximum of sixty days per year. No payment for unused sick leave is made upon termination. Town employees earn vacation at one week to four weeks per year dependent on length of service. No employee may carry over unused vacation time from one year to the next, without selectmen approval. Vacation time will be paid upon termination.

For governmental fund financial statements, compensated absences are reported as liabilities and expenditures as payments come due each period upon the occurrence of employee death or retirement. The entire compensated absence liability, if any, is reported on the government-wide financial statements.

Deferred Bond Premium

The issuance of general obligation bonds resulted in a difference between the bond proceeds and the actual principal to be repaid. This difference, reported in the accompanying financial statements as deferred bond premium, is being amortized as a component of interest expense over the remaining life of the debt. The balance of the deferred bond premium as of December 31, 2010 is $18,973.

Accrued Liabilities and Long-Term Obligations

Except for the obligation for other post-employment benefits (see Note 2), all payables, accrued liabilities, and long-term obligations are reported in the government-wide financial statements. In general, governmental fund payables and accrued liabilities that, once incurred, are paid in a timely manner and in full from current resources are reported as obligations of the funds. Long-term obligations that will be paid from governmental funds are recognized as a liability in the fund financial statements when due.

Net Assets

Net assets represent the difference between assets and liabilities. Net assets invested in capital assets consist of capital assets, net of accumulated depreciation. Net assets are reported as restricted when there

TOWN OF KENSINGTON, NEW HAMPSHIRE
NOTES TO BASIC FINANCIAL STATEMENTS (CONTINUED)
For the Year Ended December 31, 2010

are limitations imposed on their use either through the enabling legislation adopted by the Town or through external restrictions imposed by creditors, grantors or laws or regulations of other governments.

The Town's policy is to first apply restricted resources when an expense is incurred for purposes for which both restricted and unrestricted net assets are available.

Fund Balance Reserves

The Town reserves those portions of fund balance which are legally segregated for a specific future use or which do not represent available expendable resources and, therefore, are not available for appropriation or expenditure. Unreserved fund balance indicates that portion which is available for appropriation in future periods. Fund balance reserves have been established for prepaid expenditures, encumbrances, endowments and special purposes.

Interfund Activity

Exchange transactions between funds are reported as revenues in the seller funds and as expenditures/ expenses in the purchaser funds. Flows of cash or goods from one fund to another without a requirement for repayment are reported as interfund transfers. Interfund transfers are reported as other financing sources/uses in governmental funds. Repayments from funds responsible for particular expenditures/ expenses to the funds that initially paid for them are not presented in the financial statements.

Estimates

The preparation of financial statements in conformity with accounting principles generally accepted in the United States of America require management to make estimates and assumptions that affect certain reported amounts and disclosures. Accordingly, actual results may differ from those estimates. Significant estimates include depreciation expense and estimated property tax collections received within sixty days of year end.

NOTE 2—STEWARDSHIP, COMPLIANCE AND ACCOUNTABILITY

Other Post-Employment Benefits

The Town did not implement GASB Statement 45, *Accounting and Financial Reporting by Employers for Post-Employment Benefits Other than Pensions*. Statement 45 requires governments to account for other post-employment benefits (OPEB), primarily healthcare, on an accrual basis rather than on a pay-as-you-go basis. The provisions of GASB 45 were required to be implemented by the Town during the year ended December 31, 2010.

NOTE 3—PROPERTY TAXES

Taxes are levied on the assessed valuation of all taxable real property as of the prior April 1 ($343,245,329 as of April 1, 2010) and are due in two installments on July 1, 2010 and December 20, 2010. Taxes paid after the due dates accrue interest at 12% per annum. Property taxes are recognized as revenue when received in cash or if available to finance current period operations (within sixty days of year end).

TOWN OF KENSINGTON, NEW HAMPSHIRE
NOTES TO BASIC FINANCIAL STATEMENTS (CONTINUED)
For the Year Ended December 31, 2010

Under State law, the Tax Collector obtains tax liens on properties which have unpaid taxes in the following calendar year after taxes were due for the amount of unpaid taxes, interest and costs. These priority tax liens accrue interest at 18% per annum. If the property is not redeemed within a two year redemption period, the property is tax deeded to the Town.

In accordance with State law, the Town collects taxes for the Exeter Region Cooperative School District, Kensington School District and, Rockingham County, all are independent governmental units, which are remitted to them as required by law. The Town also collects State of New Hampshire Education taxes, which are remitted directly to the school district. Total taxes appropriated during the year were $5,052,699 and $326,531 for the Exeter Region Cooperative School District and Kensington School District combined, and Rockingham County, respectively. These taxes are not recognized as revenues in these financial statements. The Town bears responsibility for uncollected taxes.

NOTE 4—RISK MANAGEMENT

The Town is exposed to various risks of losses related to torts; theft of, damage to, and destruction of assets; errors and omissions; injuries to employees; and natural disasters. During the year the Town was a member of the Local Government Center (LGC) and the New Hampshire Public Risk Management Exchange (PRIMEX). The Town currently reports all of its risk management activities in its General Fund. These Trusts are classified as "Risk Pools" in accordance with accounting principles generally accepted in the United States of America.

The LGC provides certain property and liability insurance coverage to member towns, cities, and other qualified political subdivisions of New Hampshire. As a member of the LGC, the Town shares in contributing to the cost of and receiving benefit from a self-insured pooled risk management program. The program includes a Self Insured Retention Fund from which is paid up to $500,000 for each and every covered property, crime and/or liability loss that exceeds $1,000.

PRIMEX provides statutory worker's compensation coverage to member towns, cities, and other qualified political subdivisions of New Hampshire. The Trust is self-sustaining through annual member premiums and provides coverage for the statutorily required workers' compensation benefits and employer's liability coverage up to $2,000,000. The program includes a Loss Fund from which is paid up to $500,000 for each and every covered claim.

The Trust agreements permit the Trusts to make additional assessments to members should there be a deficiency in Trust assets to meet its liabilities. Claims expenditures and liabilities are reported when it is probable that a loss has occurred and the amount of that loss can be reasonably estimated. These losses include an estimate of claims that have been incurred but not reported. Based on the best available information there is no liability at December 31, 2010.

NOTE 5—DEPOSITS AND INVESTMENTS

Deposits and investments as of December 31, 2010 are classified in the accompanying financial statements as follows:

TOWN OF KENSINGTON, NEW HAMPSHIRE
NOTES TO BASIC FINANCIAL STATEMENTS (CONTINUED)
For the Year Ended December 31, 2010

Statement of Net Assets:	
Cash	$ 3,365,986
Investments	738,243
Statement of Fiduciary Net Assets:	
Investments	21,752
Total deposits and investments	$ 4,125,981

Deposits and investments as of December 31, 2010 consist of the following:

Deposits with financial institutions	$ 3,392,550
Investments	733,431
Total deposits and investments	$ 4,125,981

The Town's policy for Governmental Fund deposits requires that they be made in New Hampshire based financial institutions that are participants in one of the federal depository insurance programs. The Town limits its investments to demand deposits, certificates of deposit, or the New Hampshire Public Deposit Investment Pool (NHPDIP) an external investment pool, in accordance with New Hampshire State law. Responsibility for the investments of the Trust Funds is with the Trustee of Trust Funds.

Credit Risk

Generally, credit risk is the risk that an issuer of an investment will not fulfill its obligation to the holder of the investment. This is measured by the assignment of a rating by a nationally recognized statistical rating organization. The Town's investment in the State investment pool is unrated.

Investment in NHPDIP

The Town is a voluntary participant in the New Hampshire Public Deposit Investment Pool (NHPDIP). The NHPDIP is not registered with the United States Securities and Exchange Commission as an investment company. The NHPDIP was created by state law and is administered by a public body of state, local and banking officials.

Investments in the NHPDIP are not investment securities and, as such, are not categorized by risk. The Town's exposure to derivatives is indirect through its participation in the NHPDIP. The Town's proportional share of these derivatives is not available. The fair value of the position in the investment pool is equal to the value of the pool shares.

Custodial Credit Risk

Custodial credit risk for deposits is the risk that in the event of a bank failure, the Town's deposits may not be returned to it. The Town's policy states that full collateralization will be required on nonnegotiable certificates of deposit and repurchase agreements. Of the Town's deposits with financial institutions at year end, $2,223,229 was collateralized by securities held by the bank in the bank's name.

NOTE 6—DUE FROM OTHER GOVERNMENTS

Receivables from other governments at December 31, 2010 consist of the following:

2010 Auditor's Report

TOWN OF KENSINGTON, NEW HAMPSHIRE
NOTES TO BASIC FINANCIAL STATEMENTS (CONTINUED)
For the Year Ended December 31, 2010

State of New Hampshire - Mosquito Control	$ 4,576

All receivables are considered collectible in full and will be received within one year.

NOTE 7—CAPITAL ASSETS

The following is a summary of changes in capital assets in the governmental funds:

	Balance 01/01/10	Additions	Disposals	Balance 12/31/10
Governmental activities:				
Capital assets not depreciated:				
Land	$ 1,007,951	$ 58,728		$ 1,066,679
Construction in progress	136,446		$ (136,446)	-
Total capital assets not being depreciated	1,144,397	58,728	-	1,066,679
Other capital assets:				
Land improvements	235,164			235,164
Buildings and improvements	759,055	183,252		942,307
Vehicles and equipment	654,725	16,400		671,125
Infrastructure	1,902,843			1,902,843
Total other capital assets at historical cost	3,551,787	199,652	-	3,751,439
Less accumulated depreciation for:				
Land improvements	(32,296)	(11,758)		(44,054)
Buildings and improvements	(137,608)	(18,810)		(156,418)
Vehicles and equipment	(392,955)	(36,793)		(429,748)
Infrastructure	(546,374)	(126,856)		(673,230)
Total accumulated depreciation	(1,109,233)	(194,217)	-	(1,303,450)
Total other capital assets, net	2,442,554	5,435	-	2,447,989
Total capital assets, net	$ 3,586,951	$ 64,163	$ -	$ 3,514,668

Depreciation expense was charged to governmental functions as follows:

General government	$ 25,091
Public safety	31,691
Highways and streets	112,624
Culture and recreation	24,811
	$ 194,217

NOTE 8—DUE TO OTHER GOVERNMENTS

In accordance with State law, the Town collects taxes for the Exeter Region Cooperative School District, Kensington School District, and Rockingham County are independent governmental units, which are remitted to them as required by law. At December 31, 2010, the balance of the property tax appropriation due to the Exeter Region Cooperative, Kensington School Districts and Rockingham County is $3,159,219.

TOWN OF KENSINGTON, NEW HAMPSHIRE
NOTES TO BASIC FINANCIAL STATEMENTS (CONTINUED)
For the Year Ended December 31, 2010

NOTE 9—DEFINED BENEFIT PLAN

Plan Description

The Town contributes to the New Hampshire Retirement System (NHRS), a cost-sharing multiple-employer defined benefit pension plan administered by the NHRS Board of Trustees. The plan provides service, disability, death and vested retirement allowances to plan members and beneficiaries. Benefit provisions are established and may be amended by the New Hampshire State legislature. The NHRS issues a publicly available financial report that includes financial statements and required supplementary information for NHRS. That report may be obtained by writing to New Hampshire Retirement System, 54 Regional Drive, Concord, New Hampshire 03301.

Funding Policy

Covered public safety employees are required to contribute 9.3% of their covered salary. The Town is required to contribute at an actuarially determined rate. The Town's contribution rate for the covered payroll of police officers was 13.66% through June 30, 2010, and 14.63% thereafter. The Town contributed 70% of the employer cost for public safety officers employed by the Town through June 30, 2010 and 75% thereafter. The State contributed the remaining 30% of the employer cost through June 30, 2010 and 25% thereafter. In accordance with accounting principles generally accepted in the United States of America (GASB Statement #24), on-behalf fringe benefits contributed by the State of New Hampshire of $15,513 have been reported as a revenue and expenditure in the General Fund in these financial statements.

Per RSA-100:16, plan member contribution rates are established and may be amended by the New Hampshire State legislature and employer contribution rates are determined by the NHRS Board of Trustees based on an actuarial valuation. The Town's contributions to the NHRS for the years ending December 31, 2010, 2009, and 2008, were $40,682, $37,306, and $33,735 respectively, equal to the required contributions for each year.

NOTE 10—LONG-TERM OBLIGATIONS

Payments on the general obligation bonds and capital leases are paid out of the General Fund. General obligation debt is a direct obligation of the Town, for which full faith and credit is pledged, and is payable from taxes levied on all taxable property located within the Town.

Changes in Long-Term Obligations

The changes in the Town's long-term obligations for the year ended December 31, 2010 are as follows:

	Balance 1/1/2010	Additions	Reductions	Balance 12/31/2010	Due Within One Year
Governmental activities:					
Bonds payable	$ 715,000		$ (40,000)	$ 675,000	$ 40,000
Capital lease payable	7,012		(7,012)		
Total governmental activities	$ 722,012	$ -	$ (47,012)	$ 675,000	$ 40,000

TOWN OF KENSINGTON, NEW HAMPSHIRE
NOTES TO BASIC FINANCIAL STATEMENTS (CONTINUED)
For the Year Ended December 31, 2010

General Obligation Bonds

Bonds payable at December 31, 2010 are comprised of the following individual issues:

$754,195 2008 Conservation Bonds payable in annual installments of $35,000 - $40,000 through August 2028; interest at 4.22%	$ 675,000

Debt service requirements to retire general obligation bonds outstanding at December 31, 2010 are as follows:

Year Ending December 31,	Principal	Interest	Total
2011	$ 40,000	$ 32,163	$ 72,163
2012	40,000	30,163	70,163
2013	40,000	28,163	68,163
2014	40,000	26,062	66,062
2015	40,000	23,962	63,962
2016-2020	195,000	88,412	283,412
2021-2025	175,000	45,894	220,894
2026-2028	105,000	9,406	114,406
	$ 675,000	$ 284,225	$ 959,225

As included on the Statement of Activities (Exhibit B), interest for the year ended December 31, 2010 was $30,978 on general obligation debt for governmental activities.

NOTE 11—PERMANENT FUNDS

Permanent funds account for resources that are legally restricted to the extent that only earnings and not principal may be used for purposes that support the Town's programs. Principal and income balances at December 31, 2010 are as follows:

	Principal	Income	Total
Cemetery Funds	$ 30,440	$ 21,853	$ 52,293

NOTE 12—INTERFUND TRANSACTIONS AND BALANCES

During the year, the General Fund directly pays for various items that are ultimately to be reimbursed from the applicable fund. These reimbursements due to the General Fund are reflected as an interfund receivable at year end.

Interfund balances at December 31, 2010 are as follows:

TOWN OF KENSINGTON, NEW HAMPSHIRE
NOTES TO BASIC FINANCIAL STATEMENTS (CONTINUED)
For the Year Ended December 31, 2010

		Due from		
		General Fund	Other Governmental Funds	Total
Due to	General Fund		$ 875	$ 875
	Other Governmental Funds	$ 17,849		17,849
		$ 17,849	$ 875	$ 18,724

During the year, the interfund transfer between the General Fund and the Other Governmental Funds of $96,808 was made in accordance with budgetary authorizations.

NOTE 13—RESTRICTED NET ASSETS

Net assets are restricted for specific purposes at December 31, 2010 as follows:

Endowments	$ 30,440
Conservation Commission Fund	126,691
Ambulance Revenue Fund	45,428
Revolving Recreation Fund	4,247
Police Special Details Fund	24,731
Expendable Trust Fund	67,420
Highland Farms Maintenance Fund	10,855
	$ 309,812

NOTE 14—RELATED PARTIES

During 2010, the Town signed a contract for road maintenance with Bell & Flynn. The road agent is an employee of Bell & Flynn. Total expenditures incurred during the year ended December 31, 2010 to Bell & Flynn were $153,953.

NOTE 15—CONTINGENT LIABILITIES

Litigation

The Town's general counsel estimates that any potential claims against the Town, which are not covered by insurance, are immaterial and would not affect the financial position of the Town.

2010 Auditor's Report

SCHEDULE 1
TOWN OF KENSINGTON, NEW HAMPSHIRE
Schedule of Revenues, Expenditures and Changes in Fund Balance
Budget and Actual (Budgetary Basis) - General Fund
For the Year Ended December 31, 2010

	Budgeted Amounts			
	Original	Final	Actual Amounts	Variance with Final Budget - Favorable (Unfavorable)
Revenues:				
Taxes	$ 1,055,863	$ 1,055,863	$ 945,006	$ (110,857)
Licenses and permits	352,004	352,004	400,376	48,372
Intergovernmental	218,431	218,431	200,416	(18,015)
Charges for services	10,000	10,000	18,029	8,029
Interest income	1,600	1,600	2,707	1,107
Miscellaneous	120,000	42,331	17,945	(24,386)
Total Revenues	1,757,898	1,680,229	1,584,479	(95,750)
Expenditures:				
Current:				
General government	483,577	483,577	474,433	9,144
Public safety	498,151	498,151	473,684	24,467
Highways and streets	245,918	245,918	223,200	22,718
Sanitation	152,700	152,700	131,589	21,111
Health and welfare	30,930	30,930	26,590	4,340
Culture and recreation	24,350	24,350	32,289	(7,939)
Capital outlay	220,000	142,331	151,127	(8,796)
Debt service:				
Principal retirement	40,000	40,000	40,000	-
Interest and fiscal charges	32,964	32,964	33,762	(798)
Total Expenditures	1,728,590	1,650,921	1,586,674	64,247
Excess revenues over expenditures	29,308	29,308	(2,195)	(31,503)
Other financing (uses):				
Transfers out	(96,808)	(96,808)	(96,808)	-
Total other financing (uses)	(96,808)	(96,808)	(96,808)	-
Net change in fund balance	(67,500)	(67,500)	(99,003)	(31,503)
Fund balance at beginning of year - Budgetary Basis	722,320	722,320	722,320	-
Fund balance at end of year - Budgetary Basis	$ 654,820	$ 654,820	$ 623,317	$ (31,503)

See accompanying notes to the required supplementary information

2010 Auditor's Report

TOWN OF KENSINGTON, NEW HAMPSHIRE
NOTES TO REQUIRED SUPPLEMENTARY INFORMATION
December 31, 2010

NOTE 1--BUDGET TO ACTUAL RECONCILIATION

Amounts recorded as budgetary amounts in the Schedule of Revenues, Expenditures and Changes in Fund Balance – Budget and Actual (Budgetary Basis) – General Fund (Schedule 1) are reported on the basis budgeted by the Town. Those amounts differ from those reported in conformity with accounting principles generally accepted in the United States of America in the Statement of Revenues, Expenditures and Changes in Fund Balances – Governmental Funds (Exhibit D). Budgetary information in these financial statements has been presented only for the General Fund as it is neither practical nor meaningful for other funds. Property tax budgetary revenues are recognized when levied rather than when susceptible to accrual. Budgetary expenditures were adjusted for encumbrances and on-behalf payments for fringe benefits.

	Revenues and Other Financing Sources	Expenditures and Other Financing Uses
Per Exhibit D	$ 1,672,275	$ 1,694,746
Difference in property taxes meeting susceptible to accrual criteria	(72,283)	
On-behalf fringe benefits	(15,513)	(15,513)
Encumbrances, December 31, 2010		11,713
Encumbrances, December 31, 2009		(7,464)
Per Schedule 1	$ 1,584,479	$ 1,683,482

NOTE 2--BUDGETARY FUND BALANCES

The components of the budgetary fund balance for the Town's General Fund are as follows:

Reserved for prepaid expenditures	$ 2,617
Reserved for recreation	1,087
Reserved for cemetery	1,466
Reserved for tax deeded property	19,493
Unreserved:	
Undesignated	598,654
	$ 623,317

NOTE 3—UNRESERVED DESIGNATED FUND BALANCES

Appropriations for certain projects and specific items not fully expended at year end are carried forward as continuing appropriations to the next year in which they supplement the appropriations of that year. At year end, continuing appropriations are reported as a component of the General Fund's unreserved fund balance and are detailed as follows:

Kensington Place	$ 77,669
Less: revenues not susceptible to accrual	(77,669)
	$ -

2010 Auditor's Report

SCHEDULE A
TOWN OF KENSINGTON, NEW HAMPSHIRE
Combining Balance Sheet
Governmental Funds - All Nonmajor Funds
December 31, 2010

	Special Revenue Funds	Permanent Fund	Combining Totals
ASSETS			
Cash and cash equivalents	$ 20,764		$ 20,764
Investments	271,543	$ 52,293	323,836
Accounts receivable, net	14,114		14,114
Due from other funds	17,849		17,849
Total Assets	$ 324,270	$ 52,293	$ 376,563
LIABILITIES			
Accounts payable	$ 1,290		$ 1,290
Due to other funds	875		875
Total Liabilities	2,165	$ -	2,165
FUND BALANCES			
Reserved for endowments		30,440	30,440
Unreserved, reported in:			
Special revenue funds	322,105		322,105
Permanent funds		21,853	21,853
Total Fund Balances	322,105	52,293	374,398
Total Liabilities and Fund Balances	$ 324,270	$ 52,293	$ 376,563

SCHEDULE A-1
TOWN OF KENSINGTON, NEW HAMPSHIRE
Combining Balance Sheet
Governmental Funds - All Nonmajor Special Revenue Funds
December 31, 2010

	Revolving Recreation Fund	Highlands Farms Maintenance Fund	Ambulance Revenue Fund	Police Special Detail Fund	Expendable Trust Fund	Conservation Commission Fund	Library Fund	Total Nonmajor Special Revenue Funds
ASSETS								
Cash and cash equivalents							$ 20,764	$ 20,764
Investments	$ 1,684	$ 10,855	$ 19,728	$ 23,901	$ 67,420	$ 124,696	23,259	271,543
Accounts receivable, net			12,409	1,705				14,114
Due from other funds	2,563		13,291			1,995		17,849
Total Assets	$ 4,247	$ 10,855	$ 45,428	$ 25,606	$ 67,420	$ 126,691	$ 44,023	$ 324,270
LIABILITIES								
Accounts payable							$ 1,290	$ 1,290
Due to other funds				$ 875				875
Total Liabilities	$ -	$ -	$ -	875	$ -	$ -	1,290	2,165
FUND BALANCES								
Unreserved, reported in:								
Special revenue funds	4,247	10,855	45,428	24,731	67,420	126,691	42,733	322,105
Total Fund Balances	4,247	10,855	45,428	24,731	67,420	126,691	42,733	322,105
Total Liabilities and Fund Balances	$ 4,247	$ 10,855	$ 45,428	$ 25,606	$ 67,420	$ 126,691	$ 44,023	$ 324,270

2010 Auditor's Report

SCHEDULE B
TOWN OF KENSINGTON, NEW HAMPSHIRE
Combining Statement of Revenues, Expenditures and Changes in Fund Balances
Governmental Funds - All Nonmajor Funds
For the Year Ended December 31, 2010

	Special Revenue Funds	Permanent Fund	Combining Totals
Revenues:			
Taxes	$ 150		$ 150
Intergovernmental	23,940		23,940
Charges for services	137,265		137,265
Interest and investment income	829	$ 108	937
Miscellaneous	5,602	750	6,352
Total Revenues	167,786	858	168,644
Expenditures:			
Current operations:			
Public safety	65,611		65,611
Culture and recreation	159,484		159,484
Capital outlay	58,728		58,728
Total Expenditures	283,823	-	283,823
Excess revenues (under) expenditures	(116,037)	858	(115,179)
Other financing sources			
Transfers in	96,808		96,808
Total other financing sources	96,808	-	96,808
Net change in fund balances	(19,229)	858	(18,371)
Fund balances at beginning of year	341,334	51,435	392,769
Fund balances at end of year	$ 322,105	$ 52,293	$ 374,398

SCHEDULE B-1

TOWN OF KENSINGTON, NEW HAMPSHIRE

Combining Statement of Revenues, Expenditures and Changes in Fund Balances

Governmental Funds - All Nonmajor Special Revenue Funds

For the Year Ended December 31, 2010

	Revolving Recreation Fund	Highlands Farms Maintenance Fund	Ambulance Revenue Fund	Police Special Detail Fund	Expendable Trust Fund	Police Grant Fund	Conservation Commission Fund	Library Fund	Total Nonmajor Special Revenue Funds
Revenues:									
Taxes							$ 150		$ 150
Intergovernmental						$ 23,940			23,940
Charges for services	$ 66,057		$ 34,327	$ 36,881					137,265
Interest and investment income	4	$ 23	28	43	$ 141		382	$ 208	829
Miscellaneous			450					5,152	5,602
Total Revenues	66,061	23	34,805	36,924	141	23,940	532	5,360	167,786
Expenditures:									
Current operations:									
Public safety			1,973	39,698		23,940			65,611
Culture and recreation	64,180							95,304	159,484
Capital outlay							58,728		58,728
Total Expenditures	64,180	-	1,973	39,698	-	23,940	58,728	95,304	283,823
Excess revenues over (under) expenditures	1,881	23	32,832	(2,774)	141	-	(58,196)	(89,944)	(116,037)
Other financing sources:									
Transfers in								96,808	96,808
Total other financing sources	-	-	-	-	-	-	-	96,808	96,808
Net change in fund balances	1,881	23	32,832	(2,774)	141	-	(58,196)	6,864	(19,229)
Fund balances at beginning of year	2,366	10,832	12,596	27,505	67,279	-	184,887	35,869	341,334
Fund balances at end of year	$ 4,247	$ 10,855	$ 45,428	$ 24,731	$ 67,420	$ -	$ 126,691	$ 42,733	$ 322,105

2011 Memorial Day Parade

2011 The Stanley Cup Visits Kensington